

SIERRA

2021 GMC






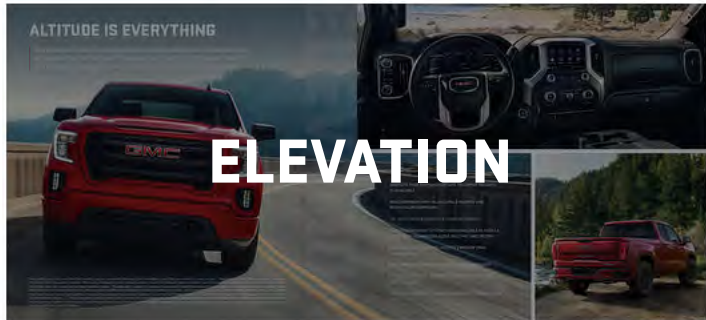




GMC

WE ARE PROFESSIONAL GRADE

SIERRA

CONTENTS



LIVE
LIKE A PRO



Pros are always finding ways to achieve more. So are GMC engineers. Sierra is a prime example. Its strong, bold stance, revolutionary capabilities, eye-opening technologies and remarkable power allow Sierra's actions to speak loudly.

Experience Professional Grade—the 2021 GMC Sierra 1500.



OVER AND ABOVE

The 2021 Sierra Denali makes a big statement while delivering advanced capability and innovative technologies. And revolutionizing how you work, the World's First Six-Function GMC MultiPro™ Tailgate performs a combination of functions never before possible in a pickup. Sierra Denali goes further by adding an innovative premium suspension with Adaptive Ride Control. It provides a first-class ride experience by monitoring both the road and Sierra in real time, automatically adjusting when hauling and trailering for exceptional comfort and responsiveness.



DENALI



- WORLD'S FIRST SIX-FUNCTION GMC MULTIPRO TAILGATE
- INDUSTRY-FIRST CARBONPRO™ CARBON-FIBER COMPOSITE BED IS AVAILABLE
- DENALI PREMIUM SUSPENSION WITH ADAPTIVE RIDE CONTROL
- HIGH-INTENSITY LED HEADLAMPS
- SIGNATURE CHROME DENALI GRILLE
- CHROME VERTICAL RECOVERY HOOKS¹
- 6.2L GAS V8 AND 3.0L DURAMAX TURBO DIESEL ENGINES ARE AVAILABLE
- 10-SPEED AUTOMATIC TRANSMISSION IS AVAILABLE
- EXCLUSIVE 22" WHEELS ON DENALI ULTIMATE

¹To avoid the risk of injury, never use recovery hooks to tow a vehicle. For more information, see the Recovery Hooks section of your Owner's Manual.



SIERRA DENALI OFFERS:

- MULTICOLOR 15" DIAGONAL HEAD-UP DISPLAY AND REAR CAMERA MIRROR¹ ARE AVAILABLE
- UP TO 15 AVAILABLE CAMERA VIEWS,² INCLUDING TRANSPARENT TRAILER VIEW
- GMC PROGRADE™ TRAILERING SYSTEM WITH IN-VEHICLE TRAILERING APP³
- PREMIUM GMC INFOTAINMENT SYSTEM WITH NAVIGATION⁴ AND AVAILABLE IN-VEHICLE APPS⁵ SUCH AS AMAZON ALEXA BUILT-IN⁶ AND SPOTIFY^{®7}
- SIRIUSXM[®] WITH 360L[®]—INCLUDES ALL ACCESS 3-MONTH TRIAL SUBSCRIPTION
- BOSE[®] PREMIUM AUDIO SYSTEM WITH RICHBASS WOOFER
- ADAPTIVE CRUISE CONTROL¹ IS AVAILABLE
- PERFORATED FORGE LEATHER SEATING SURFACES WITH CONTRASTING STITCH PATTERN, AUTHENTIC OPEN-PORE ASH WOOD, BRUSHED ALUMINUM TRIM AND CHROME ACCENTS

Inside Sierra Denali, advanced technologies abound. There's an available multicolor 15" diagonal Head-Up Display (HUD) and a Rear Camera Mirror.¹ The HUD projects vehicle data, available active safety information and phone and infotainment sources onto the windshield. Sierra also offers the ProGrade Trailering System and up to 15 available camera views.² One of those views is the available industry-first transparent trailer view, which helps you to virtually see right through the compatible trailer to detect objects behind it.



¹Read the vehicle Owner's Manual for important feature limitations and information. ²Some camera views require available accessory camera and installation. Not compatible with all trailers. See your dealer for details. Read the vehicle Owner's Manual for important feature limitations and information. ³App functionality and features vary with vehicle equipment and trim level. Data connection may be required. Some features require active service plan and working electrical system. User terms and limitations apply. ⁴Functionality varies by model. Full functionality requires compatible Bluetooth[®] and smartphone, and USB connectivity for some devices. Map coverage available in the United States, Puerto Rico and Canada. ⁵Available on select 2017 model year and newer GM vehicles with compatible hardware. Third-party trademarks are the property of their respective third-party owners and used under agreement. Requires active service plan and paid AT&T[®] vehicle data plan. See onstar.com for details and limitations. ⁶Functionality is subject to limitations and varies by vehicle, infotainment system and location. Select service plan required. Certain Alexa Skills require account linking to use. Amazon, Alexa and all related marks are trademarks of Amazon.com, Inc., and its affiliates. See onstar.com for additional details. ⁷Requires premium subscription to use Spotify. Visit spotify.com/auto on your smartphone, tablet or computer to purchase a Premium Spotify subscription. Available only on vehicles equipped with an iOS, IQU or IOT infotainment system. ⁸Certain features require a SiriusXM subscription and the GMC Connected Access plan. See siriusxm.com and onstar.com for details and limitations. If you decide to continue service after your trial, the subscription plan you choose will automatically renew thereafter and you will be charged according to your chosen payment method at then-current rates. Fees and taxes apply. See the SiriusXM Customer Agreement at siriusxm.com for complete terms and how to cancel. All fees, content, features and availability are subject to change.



PAVEMENT IS OVERRATED

Sierra AT4 includes a 2" factory-installed suspension lift for elevated ground clearance to help overcome rough terrain. Explore the unbeaten path with the available 6.2L gas V8 or 3.0L Duramax Turbo Diesel engine with 10-speed automatic transmission. The Traction Select System allows you to choose Off-Road mode for optimum transmission, throttle and StabiliTrak performance on unpaved surfaces.

To help provide more traction in snow, mud, ice, sand or gravel, AT4 includes an automatic locking rear differential. Further helping smooth out the rough spots are Rancho® monotube shocks, while metal skid plates help protect the front underbody.



¹To avoid the risk of injury, never use recovery hooks to tow a vehicle. For more information, see the Recovery Hooks section of your Owner's Manual.

AT4

- FACTORY-INSTALLED 2" SUSPENSION LIFT
- 2-SPEED AUTOTRAC TRANSFER CASE, AUTOMATIC LOCKING REAR DIFFERENTIAL AND SKID PLATES
- OFF-ROAD TUNED RANCHO MONOTUBE SHOCK ABSORBERS
- HIGH-CLEARANCE OFF-ROAD STEPS ARE AVAILABLE
- DISTINCT EXTERIOR DESIGN WITH BLACK CHROME ACCENTS
- RED VERTICAL RECOVERY HOOKS¹
- WORLD'S FIRST SIX-FUNCTION GMC MULTIPRO TAILGATE
- INDUSTRY-FIRST CARBONPRO CARBON-FIBER COMPOSITE BED IS AVAILABLE
- OFF-ROAD MUD TERRAIN-RATED GOODYEAR® WRANGLER 18" OR 20" TIRES ARE AVAILABLE (LATE AVAILABILITY FOR 20" TIRES)
- 6.2L GAS V8 AND 3.0L DURAMAX TURBO DIESEL ENGINES ARE AVAILABLE



ROUGHING IT SHOULDN'T FEEL ROUGH



SIERRA AT4 OFFERS:


- MULTICOLOR 15" DIAGONAL HEAD-UP DISPLAY AND REAR CAMERA MIRROR¹ ARE AVAILABLE
- UP TO 15 AVAILABLE CAMERA VIEWS,² INCLUDING SURROUND VIEW
- PREMIUM AT4 INTERIOR IN JET BLACK WITH KALAHARI ACCENTS
- PREMIUM ALL-WEATHER FLOOR LINERS WITH REMOVABLE CARPET INSERTS
- HEATED AND VENTILATED FRONT SEATS

Inside AT4, you'll find an athletic, purposeful interior designed for your active lifestyle. It features unique darkened trim and decor, perforated front leather seating surfaces in Jet Black with Kalahari accents and smart storage compartments.

In addition, the available multicolor 15" diagonal Head-Up Display projects key information onto the windshield to help you keep your eyes on the road. Information includes an Off-Road Inclinometer that shows the fore-and-aft tilt, front tire angle and left-and-right tilt. And for the added views helpful in maneuvering through rough terrain, there are up to 15 available camera views² including Surround, Front and Rear Views.

¹Read the vehicle Owner's Manual for important feature limitations and information. ²Read the vehicle Owner's Manual for important feature limitations and information. Some camera views require available accessory camera and installation. Not compatible with all trailers. See your dealer for details.





POWERED BY INNOVATION

Sierra SLT delivers what you demand in a truck without sacrificing style, refinement, capability, power or efficiency. Outside, its tall stance and large bed are highlighted by high-intensity LED headlamps, LED taillamps and chrome accents. SLT is powered by a 355-hp 5.3L V8 engine with an 8-speed automatic transmission on 2WD models and a 10-speed automatic transmission on 4WD models. Need more power? Choose the available 6.2L gas V8 or 3.0L Duramax Turbo Diesel engines.

SLT



- WORLD'S FIRST SIX-FUNCTION GMC MULTIPRO TAILGATE
- CARGO BED VOLUME RANGES FROM 62.9 CU. FT. TO 71.7 CU. FT.¹
- REAR BUMPER WITH LARGE CORNER STEPS
- 5.3L V8 ENGINE WITH DYNAMIC FUEL MANAGEMENT
- 6.2L GAS V8 AND 3.0L DURAMAX TURBO DIESEL ENGINES ARE AVAILABLE
- 10-SPEED AUTOMATIC TRANSMISSION IS AVAILABLE
- X31 OFF-ROAD PACKAGE IS AVAILABLE

¹Cargo and load capacity limited by weight and distribution.





COME FOR THE VIEW. STAY FOR THE RIDE.

SIERRA SLT OFFERS:

- GMC PROGRADE TRAILERING SYSTEM WITH IN-VEHICLE TRAILERING APP¹
- STORAGE AREAS IN REAR SEATBACK AND UNDER REAR SEAT
- PREMIUM GMC INFOTAINMENT SYSTEM² WITH AVAILABLE IN-VEHICLE APPS³ SUCH AS AMAZON ALEXA BUILT-IN⁴ AND SPOTIFY⁵
- SIRIUSXM WITH 360L⁶—INCLUDES ALL ACCESS 3-MONTH TRIAL SUBSCRIPTION
- HEATED LEATHER-WRAPPED STEERING WHEEL
- HEATED AND VENTILATED FRONT LEATHER-APPOINTED BUCKET SEATS ARE AVAILABLE

Sierra SLT heightens your driving experience with comfortable seating and a tall, commanding view. It provides controls—such as available heated and ventilated 10-way power front leather-appointed bucket seats—and guidance—such as an in-vehicle Trailering App¹ and available safety and driver-assistance technologies—that help put you in command.

¹App functionality and features vary with vehicle equipment and trim level. Data connection may be required. Some features require active service plan and working electrical system. User terms and limitations apply. ²Functionality varies by model. Full functionality requires compatible Bluetooth and smartphone, and USB connectivity for some devices. ³Available on select 2017 model year and newer GM vehicles with compatible hardware. Third-party trademarks are the property of their respective third-party owners and used under agreement. Requires active service plan and paid AT&T vehicle data plan. See onstar.com for details and limitations. ⁴Functionality is subject to limitations and varies by vehicle, infotainment system and location. Select service plan required. Certain Alexa Skills require account linking to use. Amazon, Alexa and all related marks are trademarks of Amazon.com, Inc., and its affiliates. See onstar.com for additional details. ⁵Requires premium subscription to use Spotify. Visit spotify.com/auto on your smartphone, tablet or computer to purchase a Premium Spotify subscription. Available only on vehicles equipped with an IOS, IOU or IOT infotainment system. ⁶Certain features require a SiriusXM subscription and the GMC Connected Access plan. See siriusxm.com and onstar.com for details and limitations. If you decide to continue service after your trial, the subscription plan you choose will automatically renew thereafter and you will be charged according to your chosen payment method at then-current rates. Fees and taxes apply. See the SiriusXM Customer Agreement at siriusxm.com for complete terms and how to cancel. All fees, content, features and availability are subject to change.

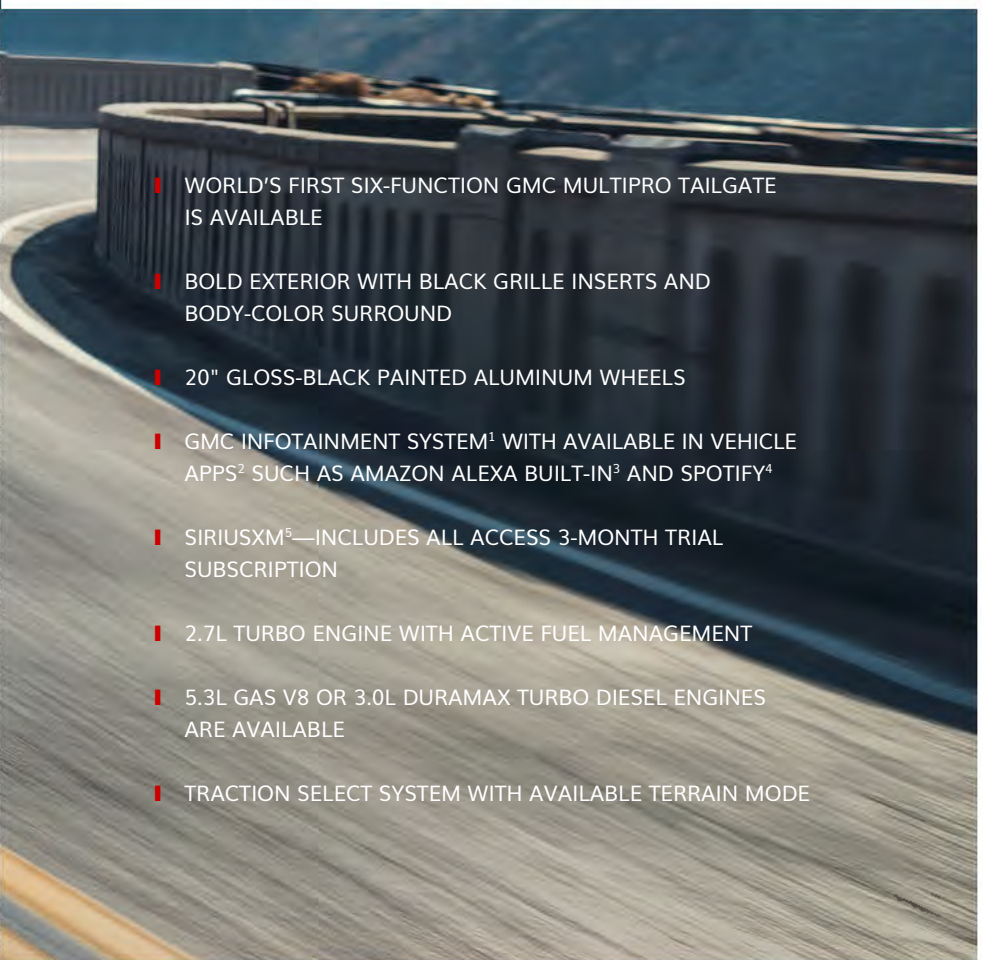


ALTITUDE IS EVERYTHING

Sierra Elevation goes all in with a bold presence, telling the world something unique is headed its way, while keeping you well-connected with an array of technologies linking you to your Elevation. And for 2021, the revolutionary convenience of the GMC MultiPro Tailgate is now available on both Elevation Crew Cab and Elevation Double Cab models.



¹Functionality varies by model. Full functionality requires compatible Bluetooth and smartphone, and USB connectivity for some devices. ²Available on select 2017 model year and newer GM vehicles with compatible hardware. Third-party trademarks are the property of their respective third-party owners and used under agreement. Requires active service plan and paid AT&T vehicle data plan. See onstar.com for details and limitations. ³Functionality is subject to limitations and varies by vehicle, infotainment system and location. Select service plan required. Certain Alexa Skills require account linking to use. Amazon, Alexa and all related marks are trademarks of Amazon.com, Inc., and its affiliates. See onstar.com for additional details. ⁴Requires premium subscription to use Spotify. Visit spotify.com/auto on your smartphone, tablet or computer to purchase a Premium Spotify subscription. Available only on vehicles equipped with an iOS, IOU or IOT infotainment system. ⁵If you decide to continue service after your trial, the subscription plan you choose will automatically renew thereafter and you will be charged according to your chosen payment method at then-current rates. Fees and taxes apply. See the SiriusXM Customer Agreement at siriusxm.com for complete terms and how to cancel. All fees, content, features and availability are subject to change.



- | WORLD'S FIRST SIX-FUNCTION GMC MULTIPRO TAILGATE IS AVAILABLE
- | BOLD EXTERIOR WITH BLACK GRILLE INSERTS AND BODY-COLOR SURROUND
- | 20" GLOSS-BLACK PAINTED ALUMINUM WHEELS
- | GMC INFOTAINMENT SYSTEM¹ WITH AVAILABLE IN VEHICLE APPS² SUCH AS AMAZON ALEXA BUILT-IN³ AND SPOTIFY⁴
- | SIRIUSXM⁵—INCLUDES ALL ACCESS 3-MONTH TRIAL SUBSCRIPTION
- | 2.7L TURBO ENGINE WITH ACTIVE FUEL MANAGEMENT
- | 5.3L GAS V8 OR 3.0L DURAMAX TURBO DIESEL ENGINES ARE AVAILABLE
- | TRACTION SELECT SYSTEM WITH AVAILABLE TERRAIN MODE





WELL DONE



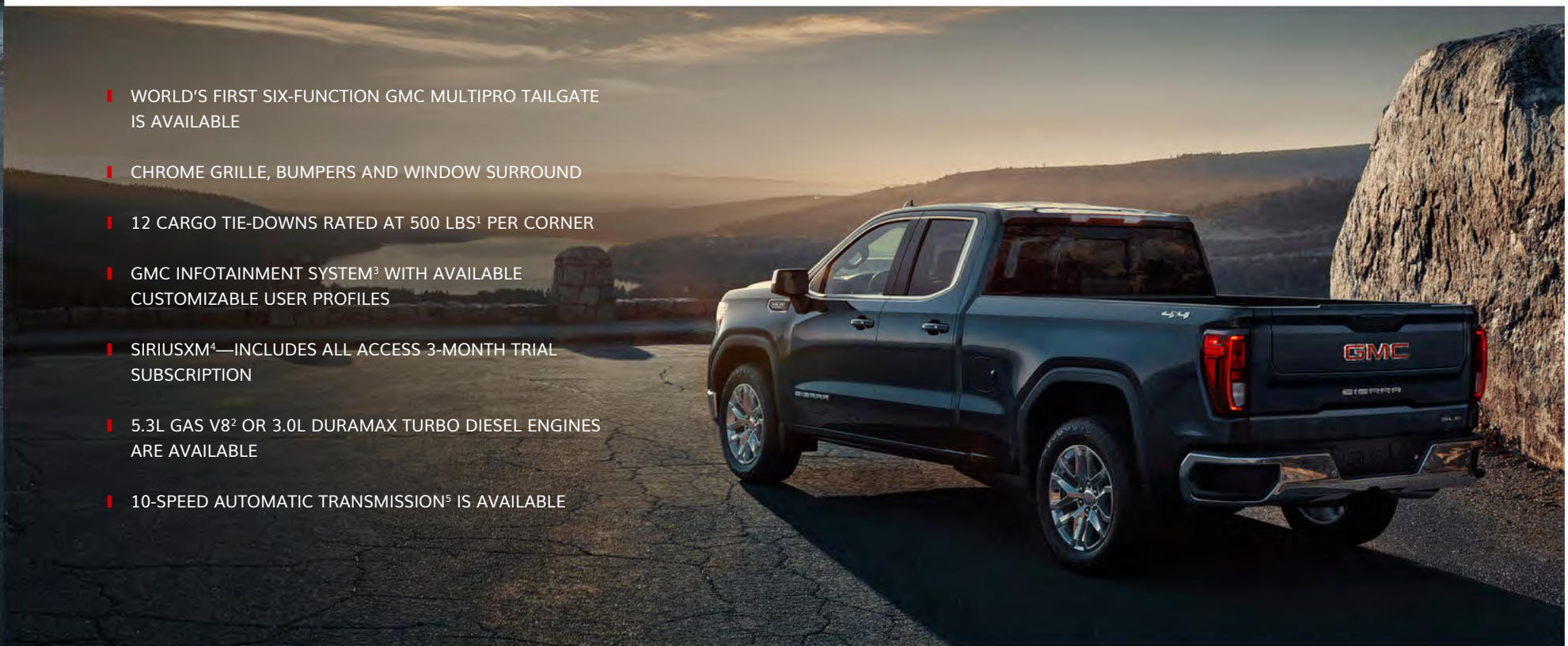
Sierra SLE is about getting things done. Its spacious cabin with generous head and leg room provides plenty of space to work, and its large cargo beds—which range from 62.9 cu. ft. to 71.7 cu. ft.¹—do likewise. And new for 2021, the World’s First Six-Function GMC MultiPro Tailgate is available

on SLE to make loading and accessing the bed easier. Driving all of this forward is a powerful engine lineup led by a standard 2.7L Turbo, followed by the optional 5.3L gas V8² or 3.0L Duramax Turbo Diesel, both paired with a 10-speed automatic transmission.

¹Cargo and load capacity limited by weight and distribution. ²5.3L V8 with 10-speed automatic transmission is available on 4WD models only. ³Functionality varies by model. Full functionality requires compatible Bluetooth and smartphone, and USB connectivity for some devices. ⁴If you decide to continue service after your trial, the subscription plan you choose will automatically renew thereafter and you will be charged according to your chosen payment method at then-current rates. Fees and taxes apply. See the SiriusXM Customer Agreement at [siriusxm.com](https://www.siriusxm.com) for complete terms and how to cancel. All fees, content, features and availability are subject to change. ⁵Not available with 2.7L Turbo engine or 2WD 5.3L V8 models.




- WORLD'S FIRST SIX-FUNCTION GMC MULTIPRO TAILGATE IS AVAILABLE
- CHROME GRILLE, BUMPERS AND WINDOW SURROUND
- 12 CARGO TIE-DOWNS RATED AT 500 LBS¹ PER CORNER
- GMC INFOTAINMENT SYSTEM³ WITH AVAILABLE CUSTOMIZABLE USER PROFILES
- SIRIUSXM⁴—INCLUDES ALL ACCESS 3-MONTH TRIAL SUBSCRIPTION
- 5.3L GAS V8² OR 3.0L DURAMAX TURBO DIESEL ENGINES ARE AVAILABLE
- 10-SPEED AUTOMATIC TRANSMISSION⁵ IS AVAILABLE





THE TAILGATE TO END ALL TAILGATES



We've revolutionized what tailgates can do with the World's First MultiPro Tailgate, combining six convenient functions never before possible in a truck. These functions help improve loading, unloading and accessing the cargo bed, and it's been rigorously tested to exacting GMC standards for structural strength and durability. In fact, the MultiPro is the most tested tailgate in GMC history, and it's standard on SLT, AT4 and Denali and available on SLE and Elevation.

When you're camping or tailgating and want to bring your music outdoors—without leaving your Sierra running—the available accessory MultiPro Audio System by KICKER®¹ is designed to integrate into the MultiPro Tailgate. This 100-watt exterior audio system has full Bluetooth² streaming capability. To shed more light on the gathering, add available dealer-installed accessory LED lighting.

¹Non-GM warranty. Limited warranty by KICKER® 3 years/36,000 miles, whichever comes first. For more information, contact your dealer. ²Go to my.gmc.com/learnabout/bluetooth to find out which phones are compatible with the vehicle. Full Bluetooth feature functionality varies by device, model and software version limitations.

SIX FUNCTIONS THAT CHANGE EVERYTHING



Available features shown.

1
PRIMARY GATE

Opens from the key fob, inside the truck or a button on the gate.

2
PRIMARY GATE LOAD STOP

Helps prevent items from sliding out of the bed.

3
EASY ACCESS

The inner gate folds down, allowing you to reach farther into the bed.

4
FULL-WIDTH STEP

The inner gate folds into a large step for easy access, holding up to 375 lbs.

5
INNER GATE LOAD STOP

Helps prevent second-tier items from sliding out of the bed.

6
INNER GATE WITH WORK SURFACE

When opened, provides a work surface as well as second-tier loading.

WATCH THE GMC MULTIPRO TAILGATE IN ACTION AT [GMC.COM](https://www.gmc.com).



IT'S WELL-APPOINTED BACK HERE, TOO

- ROLL-FORMED HIGH-STRENGTH STEEL BED FLOOR
- SPRAY-ON BEDLINER ON AT4 AND DENALI
- LARGE FOOTWELLS IN CORNERSTEP REAR BUMPER
- 12 TIE-DOWNS: THREE IN EACH CORNER RATED AT 500 LBS¹ PER CORNER
- UP TO NINE MOVABLE ACCESSORY UPPER TIE-DOWNS ARE AVAILABLE
- 120-VOLT POWER OUTLET IS AVAILABLE
- LED CARGO AREA LAMPS ARE AVAILABLE

Sierra's large cargo beds are engineered to work hard. They're constructed with roll-formed high-strength steel for a strong, durable cargo floor, and range in size from 62.9 cu. ft. to 89.1 cu. ft.² (Crew Cab models range from 62.9 cu. ft. to 71.7 cu. ft.²; Double Cab models provide 71.7 cu. ft.²; and Regular Cab models offer 89.1 cu. ft.²) Available spray-on bedliners offer protection, and accessory tonneau covers enclose the bed. LED cargo area lamps (standard on SLE, Elevation, SLT, AT4 and Denali) and a 120-volt power outlet (standard on SLT, AT4 and Denali) are available for the bed. For easy access to the bed, the CornerStep rear bumper features large footwells. You can simply step up into the bed thanks to the available MultiPro Tailgate and its six functions, including a full-width step.



Top image and image at right: KICKER® accessory speakers shown. Non-GM warranty. Limited warranty by KICKER® 3 years/36,000 miles, whichever comes first. For more information, contact your dealer.
¹Cargo and load capacity limited by weight and distribution. ²62.9 cu. ft. for the short bed, 71.7 cu. ft. for the standard bed and 89.1 cu. ft. for the long bed. Cargo and load capacity limited by weight and distribution.





BUILT FOR WHAT LIFE THROWS AT YOU



THE CARBONPRO BED IS INCLUDED IN THE SIERRA CARBONPRO EDITION AND IS AVAILABLE ON AT4 AND DENALI:

- STRENGTH, DURABILITY AND SCRATCH RESISTANCE: CARBONPRO'S CARBON-FIBER COMPOSITE BED MATERIAL PROVIDES EXCELLENT SCRATCH, DENT AND CORROSION RESISTANCE
- CORROSION RESISTANCE: CARBON-FIBER COMPOSITE NATURALLY RESISTS CORROSION, HELPING THE BED WITHSTAND WEATHERING TO MAINTAIN A PREMIUM APPEARANCE
- REDUCED WEIGHT: CARBONPRO WEIGHS 25 PERCENT LESS THAN THE STEEL BED, ELIMINATING ROUGHLY 60 LBS OF VEHICLE MASS
- MORE VOLUME: CARBONPRO INCREASES THE ALREADY-GENEROUS CARGO VOLUME OF SIERRA'S STEEL BED BY 1 CU. FT.
- MORE FUNCTIONALITY: CARBONPRO FEATURES THREE MOLDED-IN SECTIONS FOR WHEELS AND TWO ADDITIONAL TIE-DOWNS (14 TOTAL) TO EASE THE LOADING AND SECURING OF DIRT BIKES AND ATVs





¹Read the vehicle Owner's Manual for important feature limitations and information. Some camera views require available accessory camera and installation. Not compatible with all trailers. See your dealer for details. ²App functionality and features vary with vehicle equipment and trim level. Data connection may be required. Some features require active service plan and working electrical system. User terms and limitations apply. ³Functionality varies by model. Full functionality requires compatible Bluetooth and smartphone, and USB connectivity for some devices. ⁴Requires available Trailer Tire Pressure Monitoring System and installation of trailer tire pressure monitor sensors. ⁵Device data connection required. Available on select Apple® and Android™ devices. Some features require active service plan and working electrical system. Service availability, features and functionality vary by vehicle. Terms apply. See onstar.com for details and limitations. ⁶iN•Command is provided by ASA Electronics and is designed to operate within 30 feet of the trailer. Works with trailers equipped with iN•Command Control System with GlobalConnect via Bluetooth connection. Control and monitoring functionality varies by trailer manufacturer model and installed options. Use of the iN•Command Control System feature through the myGMC app requires an active service plan. User terms apply. See onstar.com for details and limitations. ⁷Vehicle user interface is a product of Apple® and its terms and privacy statements apply. Requires compatible iPhone® and data plan rates apply. Apple CarPlay is a trademark of Apple, Inc. Siri, iPhone and Apple Music are trademarks of Apple, Inc., registered in the U.S. and other countries. ⁸Vehicle user interface is a product of Google and its terms and privacy statements apply. Requires the Android Auto app on Google Play and a compatible Android smartphone. Data plan rates apply. You can check which smartphones are compatible at g.co/androidauto/requirements. Android Auto is a trademark of Google LLC.

PROGRADE TRAILERING PULLS IT ALL TOGETHER

KNOWLEDGE IS POWERFUL

Sierra is engineered for optimum trailering confidence. The available ProGrade Trailering System and the technologies below help provide a sense of control when hitching and towing.

HEIGHTENED VIEWS

Easily keep tabs on your truck and trailer with up to 15 available camera views.¹ The available industry-first transparent trailer view helps you to virtually see right through a compatible trailer to detect objects behind it. New for 2021, the available accessory Rear Trailer Camera now provides adaptive guidelines that move and show the predicted path of the trailer based on the steering wheel position when backing up. There's also an available Jack-Knife Alert and a Trailer Length Indicator for compatible trailers.

IN-VEHICLE TRAILERING APP

The available in-vehicle Trailering App² is integrated into Sierra's infotainment system³ and includes trailering label information and the ability to create five defined trailer profiles based on trailer name, trailer type and trailer hitch type. There are also maintenance reminders, predeparture checklists, a Trailer Light Sequence Test, a Trailer Tire Pressure Monitoring System⁴ and a counter for trailer mileage and fuel economy.

myGMC MOBILE APP

The available myGMC mobile app⁵ allows you to create and manage trailer profiles (shareable with other compatible Sierra owners), run Trailer Light Sequence Tests to help ensure trailer

lights are in working order, reference predeparture checklists and use a Trailer Load Calculator to determine the combined weight of your truck and trailer. To monitor trailering health, you can view and receive alerts on key components of your trailer such as tire pressure monitoring⁴ and trailer miles. There's also a glossary filled with trailering-related materials.

SMART TRAILER INTEGRATION

The available ASA Electronics iN•Command® Control System⁶ is designed to integrate with and be accessible through the myGMC mobile app⁵ (on compatible iOS and Android™ smartphones) or on Sierra's infotainment system via Apple CarPlay™⁷ and Android Auto™⁸. The iN•Command Control System allows you to monitor and control a range of smart system functions such as water tank levels, climate controls and power slide-outs in recreational trailers equipped with GlobalConnect technology.

TRACTION SELECT SYSTEM WITH TOW/HAUL MODE

The available system allows you to quickly switch to Tow/Haul mode, which adjusts transmission shift points to deliver peak power and trailering performance. The system will retain the Tow/Haul setting configuration for up to 4 hours after Sierra is turned off, eliminating the need to reengage the system after returning from a brief stop on a long journey.

POWER TRAILERING MIRRORS

These available power-adjustable trailering mirrors power fold and manually extend and retract. Features vary by trim.

CONFIDENCE IN SIGHT

UP TO 15 AVAILABLE CAMERA VIEWS:¹

- | | | | |
|---|---|----|---|
| 1 | TRANSPARENT TRAILER VIEW | 9 | BOWL VIEW |
| 2 | HITCH VIEW | 10 | FRONT SIDE VIEW |
| 3 | CARGO BED VIEW (WITH ZOOM VIEW AND HITCH GUIDELINE) | 11 | REAR SIDE VIEW (WITH TRAILER BIASING) |
| 4 | FRONT CAMERA VIEW | 12 | REAR TRAILER VIEW (WITH GUIDELINES AND TRAILER ANGLE INDICATOR) |
| 5 | REAR CAMERA VIEW | 13 | INSIDE TRAILER VIEW |
| 6 | SURROUND VIEW | 14 | PICTURE-IN-PICTURE SIDE VIEW |
| 7 | FRONT TOP-DOWN VIEW | 15 | REAR CAMERA MIRROR |
| 8 | REAR TOP-DOWN VIEW | | |

In Sierra, your confidence is enhanced by up to 15 available camera views¹—including the industry-first available transparent trailer view, which helps you virtually see right through a compatible trailer. And for 2021, the following are just a few of the enhancements designed to further help increase your trailering awareness.

Jack-Knife Alert is included with available HD Surround Vision and tracks the position of the compatible trailer in relation to the vehicle and if the front of the trailer approaches the rear of the vehicle, an alert is displayed that you're in a potential jack-knife situation. Based on vehicle equipment and user settings, the visual alert may be accompanied by audible or Safety Alert Seat notifications if equipped.

Trailer Length Indicator When enabled and driving forward with the turn signal activated, the available Trailer Length Indicator displays as a red overlay twice the length of the compatible trailer to show when other vehicles are present and may interfere with a lane-change maneuver.

Transparent Trailer View and Side View Biasing, Rear Trailer Guidelines with Trailer Angle Indicator, Trailer Length Indicator and Jack-Knife Alert features are not compatible with fifth-wheel or gooseneck trailers.

¹Some camera views require available accessory camera and installation. Not compatible with all trailers. See your dealer for details.



Sierra Heavy Duty camera views are shown.

Safety or driver-assistance features are no substitute for the driver's responsibility to operate the vehicle in a safe manner. The driver should remain attentive to traffic, surroundings and road conditions at all times. Visibility, weather and road conditions may affect feature performance. Read the vehicle Owner's Manual for more important feature limitations and information.





6.2L V8

420 HORSEPOWER | 460 LB-FT OF TORQUE | 10-SPEED AUTOMATIC TRANSMISSION
DYNAMIC FUEL MANAGEMENT | MAX TRAILERING: UP TO 11,800 LBS¹ (8,600 LBS AS SHOWN)
MAX PAYLOAD: UP TO 2,000 LBS² | 16 MPG CITY/20 MPG HIGHWAY³ FOR SLT AND DENALI
15 MPG CITY/19 MPG HIGHWAY³ FOR AT4 | AVAILABLE ON 4WD-EQUIPPED SLT, AT4 AND DENALI



¹11,800-lb rating requires properly equipped Crew Cab standard bed 4WD model with available 6.2L V8 engine and Max Trailering Package (8,600 lbs as shown requires a properly equipped Crew Cab short bed 4WD model with available 6.2L V8 engine). Before you buy a vehicle or use it for trailering, carefully review the trailering section of the Owner's Manual. The weight of passengers, cargo and options or accessories may reduce the amount you can tow. ²Requires properly equipped Crew Cab short bed 4WD model with available 6.2L V8 engine and Max Trailering Package. These maximum payload ratings are intended for comparison purposes only. Before you buy a vehicle or use it to haul people or cargo, carefully review the vehicle loading section of the Owner's Manual and check the carrying capacity of your specific vehicle on the label on the inside of the driver's doorjamb. ³EPA estimated. ⁴9,300-lb rating requires properly equipped Double Cab 2WD model with available 3.0L Duramax Turbo Diesel engine (8,800 lbs as shown requires a properly equipped Crew Cab short bed 4WD model with available 3.0L Duramax Turbo Diesel engine). Before you buy a vehicle or use it for trailering, carefully review the trailering section of the Owner's Manual. The weight of passengers, cargo and options or accessories may reduce the amount you can tow. ⁵Requires properly equipped Crew Cab short bed 2WD model with available 3.0L Duramax Turbo Diesel engine. These maximum payload ratings are intended for comparison purposes only. Before you buy a vehicle or use it to haul people or cargo, carefully review the vehicle loading section of the Owner's Manual and check the carrying capacity of your specific vehicle on the label on the inside of the driver's doorjamb. ⁶Based on EPA-estimated HWY mpg and fuel tank capacity. Your range may be less.

3.0L DURAMAX TURBO DIESEL

MAX TRAILERING: UP TO 9,300 LBS⁴ (8,800 LBS AS SHOWN) | MAX PAYLOAD: UP TO 1,830 LBS⁵
23 MPG CITY/30 MPG HIGHWAY³ (2WD) | 22 MPG CITY/26 MPG HIGHWAY³ (4WD)
AVAILABLE MAXIMUM HIGHWAY RANGE: UP TO 660 MILES⁶ (2WD) AND UP TO 624 MILES⁶ (4WD)
10-SPEED AUTOMATIC TRANSMISSION | ACTIVE THERMAL MANAGEMENT | 277 HORSEPOWER | 460 LB-FT OF TORQUE
STANDARD ON AT4 CREW CAB WITH STANDARD BED MODEL | AVAILABLE ON SLE, ELEVATION, SLT, AT4 SHORT BED AND DENALI



The 3.0L Duramax® Turbo-Diesel engine earned a coveted spot on Wards 10 Best Engines & Propulsion Systems for 2020.



5.3L V8

355 HORSEPOWER | 383 LB-FT OF TORQUE | 8-SPEED AUTOMATIC TRANSMISSION (2WD)
10-SPEED AUTOMATIC TRANSMISSION (4WD) | DYNAMIC FUEL MANAGEMENT
MAX TRAILERING: UP TO 11,300 LBS¹ (9,200 LBS AS SHOWN) | MAX PAYLOAD: UP TO 2,170 LBS²
17-MPG CITY/23 MPG HIGHWAY³ (2WD) | 16 MPG CITY/22 MPG HIGHWAY³ (4WD) (21 MPG HIGHWAY³ AT4)
STANDARD ON SLT, AT4 SHORT BED MODEL AND DENALI | AVAILABLE ON SLE AND ELEVATION



¹11,300-lb rating requires properly equipped Double Cab 2WD model with available 5.3L V8 engine and Max Trailering Package (9,200 lbs as shown requires a properly equipped Double Cab 4WD model with available 5.3L V8 engine and Trailering Package). Before you buy a vehicle or use it for trailering, carefully review the trailering section of the Owner's Manual. The weight of passengers, cargo and options or accessories may reduce the amount you can tow. ²Requires properly equipped Double Cab 2WD model with available 5.3L V8 engine and Max Trailering Package. These maximum payload ratings are intended for comparison purposes only. Before you buy a vehicle or use it to haul people or cargo, carefully review the vehicle loading section of the Owner's Manual and check the carrying capacity of your specific vehicle on the label on the inside of the driver's doorjamb. ³EPA estimated. ⁴9,200-lb rating requires properly equipped Double Cab 2WD model with available 2.7L Turbo engine and Trailering Package (9,000 lbs as shown requires a properly equipped Double Cab 4WD model with 2.7L Turbo engine and available Trailering Package). Before you buy a vehicle or use it for trailering, carefully review the trailering section of the Owner's Manual. The weight of passengers, cargo and options or accessories may reduce the amount you can tow. ⁵Requires properly equipped 2WD Crew Cab or 2WD Double Cab model. These maximum payload ratings are intended for comparison purposes only. Before you buy a vehicle or use it to haul people or cargo, carefully review the vehicle loading section of the Owner's Manual and check the carrying capacity of your specific vehicle on the label on the inside of the driver's doorjamb.

2.7L TURBO

310 HORSEPOWER | 348 LB-FT OF TORQUE | 8-SPEED AUTOMATIC TRANSMISSION | ACTIVE FUEL MANAGEMENT
MAX TRAILERING: UP TO 9,200 LBS⁴ (9,000 LBS AS SHOWN) | MAX PAYLOAD: UP TO 2,060 LBS⁵
20 MPG CITY/23 MPG HIGHWAY³ (2WD) | 18 MPG CITY/21 MPG HIGHWAY³ (4WD) (20 MPG HIGHWAY³ BASE SIERRA TRIM)
STANDARD ON SLE AND ELEVATION | AVAILABLE ON BASE SIERRA TRIM



WHERE HANDLING GETS PERSONAL



On road or off, Sierra is engineered to help inspire driving confidence. The available Traction Select System allows you to tailor your driving experience to multiple road conditions. Denali models add premium ride and handling with continuous damping Adaptive Ride Control.

TRACTION SELECT SYSTEM This available technology allows you to choose different drive modes, based on equipment, that alter the transmission shift points, throttle and traction systems to better handle varying road conditions. The modes include Normal for everyday driving; Sport, to increase responsiveness; Tow/Haul for trailering or hauling heavy loads; Snow mode on 2WD models is helpful in slippery conditions; Terrain mode is included on 4WD models with the single-speed transfer case and optimizes low-speed driving over rough terrain; and available Off-Road mode helps Sierra take on rugged terrain at moderate speeds.

RESPONSIVE SUSPENSION The independent short-/long-arm front suspension provides excellent wheel alignment and ride comfort with reduced weight. The live-axle rear suspension includes two-stage, semielliptic multileaf rear springs to balance payload management and ride quality.

ADAPTIVE CRUISE CONTROL¹ This available feature can automatically maintain a driver-selected gap time from the detected vehicle you're following while you steer. This reduces the need for you to frequently brake and accelerate when you're driving.

ADAPTIVE RIDE CONTROL The premium suspension system on Denali models also includes Adaptive Ride Control which monitors input from both the road and the truck in real time to help deliver a smooth ride. Every 2 milliseconds, active dampers continuously adjust both rebound and compression forces to counter heave, pitch and body roll. Stiffness rates also change when Sport mode is selected, or automatically when the system senses heavy trailering or large payloads.



¹Safety or driver-assistance features are no substitute for the driver's responsibility to operate the vehicle in a safe manner. The driver should remain attentive to traffic, surroundings and road conditions at all times. Visibility, weather and road conditions may affect feature performance. Read the vehicle Owner's Manual for more important feature limitations and information.





PURPOSE-BUILT FOUNDATION Constructed on a fully boxed steel frame, Sierra is engineered with bold proportions that provide a strong foundation. From its range of available transfer cases to its “e-boost” braking system, Sierra is built like there’s a lot riding on it—because there is.

FULLY BOXED LADDER FRAME As much as 80 percent of the frame is made of high-strength steel—varying from 2 mm to 5 mm in thickness, with every millimeter optimized for performance, strength and stiffness.

STOPPING POWER The electrohydraulic boost, or “e-boost,” system produces power on demand for smooth, reliable, consistent braking whether the truck is loaded, unloaded or hauling a heavy trailer. In addition, all Sierra models are equipped with brake pad monitoring.



MULTIPLE MATERIALS Engineering excellence means the right material in the right place. There’s high-strength steel in the frame, bed and safety cage. Lightweight aluminum in the doors, hood and tailgate creates easier closing, and its lighter weight enables better efficiency. GMC engineers selected the perfect material for the application, then optimized it for durability, safety, mass and function.

TRANSFER OF POWER On 4WD models, Sierra offers a choice of transfer cases. The 2-speed transfer case features Auto, 2 High, 4 High and 4 Low settings. It is standard on AT4 and Denali 4WD models and is included with the available X31 Off-Road Package. The single-speed transfer case, standard on all other 4WD models, offers Auto, 2 High, 4 High and Terrain mode designed to optimize low-speed off-road driving.

WELL AWARE



To help you be more aware, Sierra offers safety and driver-assistance technologies engineered to provide a real-time view of the truck and its surroundings. Easily keep tabs on your truck and trailer with up to 15 different camera views¹ available with the Technology Package to help you see around the truck and compatible trailers if towing. Additional enhancements such as an available Jack-Knife Alert and Trailer Length Indicator (shown at right) for compatible trailers are new for 2021.

Safety or driver-assistance features are no substitute for the driver's responsibility to operate the vehicle in a safe manner. The driver should remain attentive to traffic, surroundings and road conditions at all times. Visibility, weather and road conditions may affect feature performance. Read the vehicle Owner's Manual for important feature limitations and information.

¹Some camera views require available accessory camera and installation. Not compatible with all trailers. See your dealer for details.





IN TOUCH. IN COMMAND.



SIERRA OFFERS:

- | | | |
|--|---|---|
| ❖ GMC CONNECTED SERVICES ¹ | ❖ AMAZON ALEXA BUILT-IN ⁴ | ❖ WIRELESS ANDROID AUTO ⁷ COMPATIBILITY |
| ❖ ONSTAR [®] SAFETY AND SECURITY ² | ❖ 4G LTE WI-FI [®] HOTSPOT ⁵ | ❖ IN-VEHICLE APPS ⁸ SUCH AS SPOTIFY ⁹ |
| ❖ myGMC MOBILE APP ³ | ❖ WIRELESS APPLE CARPLAY ^{TM6} COMPATIBILITY | |

¹Connected services vary by vehicle model and require active service plan, working electrical system, cell reception and GPS signal. Does not include emergency or security services. See onstar.com for details and limitations. ²OnStar plan, working electrical system, cell reception and GPS signal required. OnStar links to emergency services. See onstar.com for details and limitations. ³Available on select Apple[®] and Android devices. Service availability, features and functionality vary by vehicle, device and the plan you are enrolled in. Terms apply. Device data connection required. See onstar.com for details and limitations. ⁴Functionality is subject to limitations and varies by vehicle, infotainment system and location. Select service plan required. Certain Alexa Skills require account linking to use. Amazon, Alexa, Amazon Music and all related marks are trademarks of Amazon.com, Inc., and its affiliates. See onstar.com for additional details. ⁵Service varies with conditions and location. Requires active service plan and paid AT&T data plan. See onstar.com for details and limitations. ⁶Vehicle user interface is a product of Apple[®] and its terms and privacy statements apply. Requires compatible iPhone[®] and data plan rates apply. Apple CarPlay is a trademark of Apple, Inc. Siri, iPhone and Apple Music are trademarks of Apple, Inc., registered in the U.S. and other countries.



MORE CONFIDENCE, MORE CONNECTIVITY, MORE CHOICE

Prepare for the unexpected and enjoy the seamless experience of a completely connected drive. GMC Connected Services offers you an elevated ownership experience. And with available OnStar, you get added peace of mind knowing an Emergency-Certified Advisor¹⁰ is ready to help 24/7.

24/7 LIFELINE When the unexpected happens, the last thing you want to be is alone. With OnStar, you can have added peace of mind knowing help is only a button-push away. The available OnStar Safety & Security Plan² provides 24/7 access to a specially trained OnStar Advisor who can help in the event of a crash, vehicle theft,¹¹ emergency or other unexpected situation you may encounter on the road. If a vehicle crash is detected, available Automatic Crash Response¹² can alert an Emergency-Certified Advisor¹⁰ who can send help, even if you can't ask for it. Drive with added confidence knowing a real person is always ready to help.

myGMC MOBILE APP Convenience, command and control, in or out of your vehicle. With the available myGMC mobile app³, you can start your engine, check fuel levels and tire pressure and even personalize your vehicle by setting radio station

favorites and installing in-vehicle apps⁸—all from your smartphone. You can also schedule service appointments, learn driving tips and more.

EXPLORE MORE, ALEXA'S ON BOARD The Alexa functionality you enjoy at home is now fully integrated into your GMC Infotainment System.¹³ With available Alexa Built-In,⁴ you can use voice commands to stream your favorite music services such as Spotify⁹ or Amazon Music, get directions, make calls, change your radio station and get routes to the nearest dealership—on the go. Alexa can also make shopping lists, play and resume audiobooks and get the score to last night's game.

WIRELESS, SEAMLESS, EFFORTLESS Convenient cordless control is yours with available wireless Apple CarPlayTM compatibility.⁶ Without plugging in a single wire, Apple CarPlayTM connects your iPhone[®] to Sierra's infotainment screen, allowing access to Apple Music,TM Apple Maps, Siri[®] and other functions. The same goes for available wireless Android Auto compatibility,⁷ which connects you to Google Maps, YouTube Music, Google Assistant and plenty more resources through your Android phone.

⁷Vehicle user interface is a product of GoogleTM and its terms and privacy statements apply. Requires the Android Auto app on Google Play and a compatible AndroidTM smartphone. Data plan rates apply. You can check which smartphones are compatible at g.co/androidauto/requirements. Google, Android Auto, Google Maps and YouTube are trademarks of Google LLC. ⁸Available on select 2017 model year and newer GM vehicles with compatible hardware. Third-party trademarks are the property of their respective third-party owners and used under agreement. Requires active service plan and paid AT&T vehicle data plan. See onstar.com for details and limitations. ⁹Requires premium subscription to use Spotify. Visit spotify.com/auto on your smartphone, tablet or computer to purchase a Premium Spotify subscription. Available only on vehicles equipped with an iOS, IOU or IOT infotainment system. ¹⁰OnStar Emergency Advisors are certified by the International Academies of Emergency Dispatch. ¹¹Requires armed GM factory-installed theft-deterrent system and enrollment to receive alerts. Additional texting and data rates apply. Doesn't prevent theft, damage or loss. ¹²Not all vehicles may transmit all crash data. ¹³Functionality varies by model. Full functionality requires compatible Bluetooth and smartphone, and USB connectivity for some devices.

YOUR SIERRA AWAITS

KEY FEATURES

See your GMC dealer or gmc.com for more feature details and requirements

CAPABILITY

2.7L Turbo Engine	○	●	●	—	—	—
5.3L Gas V8 Engine (On AT4, Short Bed model only)	○	○	○	●	●	●
6.2L Gas V8 Engine (4WD models)	—	—	—	○	○	○
3.0L Duramax Turbo Diesel I6 Engine (On AT4, standard on Standard Bed model)	—	○	○	○	○	○
10-Speed Automatic Transmission (4WD models)	—	●	●	●	●	●
Mud Terrain-Rated Goodyear® Wrangler 18" or 20" Tires (Late availability for 20" tires)	—	—	—	—	○	—
Premium Suspension With Adaptive Ride Control	—	—	—	—	—	●
Traction Select System With Tow/Haul Mode	—	●	●	●	●	●
Duralife Brake Rotors	●	●	●	●	●	●
Single-Speed AutoTrac Transfer Case With Terrain Mode (4WD models)	●	●	●	●	—	—
2-Speed AutoTrac Transfer Case (4WD models)	○	○	○	○	●	●

INTERIOR

40/20/40 Front Bench Seat	●	●	●	●	—	—
Heated and Ventilated Front Bucket Seats	—	—	—	○	●	●
Heated Steering Wheel	—	●	●	●	●	●
Heated Second-Row Outboard Seats (Crew Cab)	—	—	—	○	●	●
Second-Row Seatback Storage	—	○	●	●	●	●
Second-Row Air Vents (Double Cab and Crew Cab)	●	●	●	●	●	●
Bose® Premium Audio System With Richbass Woofer	—	—	○	○	○	●

● Standard ○ Available — Not Available

KEY PACKAGES

See your GMC dealer or gmc.com for more package details and requirements.

SLT

SLT CONVENIENCE PACKAGE Includes bucket seats with center console, ventilated front seats, rear sliding power window, Universal Home Remote and 2 USB ports³ with auxiliary input and heated rear outboard seats.

SLT PREFERRED PACKAGE Includes 8" diagonal Premium GMC Infotainment System¹⁰ with Navigation,⁷ Bose Premium Audio System with Richbass woofer and wireless charging.⁸

SLT PREMIUM PACKAGE Includes SLT Convenience Package, 20" polished aluminum wheels and chrome assist steps.

SLT PREMIUM PLUS PACKAGE Includes SLT Convenience Package, SLT Preferred Package, Driver Alert Package I, Driver Alert Package II, 20" polished aluminum wheels, chrome assist steps and spray-on bedliner.

KEY FEATURES

EXTERIOR

CarbonPro™ Carbon-Fiber Composite Bed	—	—	—	—	○	○
World's First Six-Function GMC MultiPro™ Tailgate	—	○	○	●	●	●
Accessory MultiPro Audio System by KICKER ^{®1}	—	○	○	○	○	○
Spray-on Bedliner	○	○	○	○	●	●
Dual Exhaust With Premium Tips	—	○	○	○	●	●
CornerStep Rear Bumper	●	●	●	●	●	●
LED Fog Lamps	—	—	●	●	●	●

TECHNOLOGY & SAFETY

Multicolor 15" Diagonal Head-Up Display	—	—	—	○	○	○
Rear Camera Mirror ²	—	—	—	○	○	○
High Definition Surround Vision ³ With 2 Trailer View Camera Provisions	—	—	—	○	○	○
Bed View Camera ²	—	—	—	○	○	○
In-Vehicle Trailering App ³	—	○	○	●	●	●
Adaptive Cruise Control ²	—	○	—	○	○	○
Lane Change Alert With Side Blind Zone Alert ²	○	○	○	○	○	●
Forward Collision Alert ²	○	○	—	○	○	○
Safety Alert Seat ²	—	—	—	○	○	●
Wireless Apple CarPlay™ ⁴ Compatibility	—	○	○	●	●	●
Wireless Android Auto™ ⁵ Compatibility	—	○	○	●	●	●
Wireless Charging ⁶	—	—	—	○	○	●
SiriusXM ^{®7} With All Access 3-Month Trial Subscription (Includes 360L ⁸ on SLT, AT4 and Denali)	○	●	●	●	●	●

AT4

AT4 PREFERRED PACKAGE Includes Universal Home Remote, rear sliding power window, 8" diagonal Premium GMC Infotainment System¹⁰ with Navigation,⁷ Bose Premium Audio System with Richbass woofer and wireless charging.⁸

AT4 PREMIUM PACKAGE Includes AT4 Preferred Package, LT275/65R18C MT blackwall Goodyear Wrangler DuraTrac[®] tires, Driver Alert Package I and AT4 high-clearance steps.

KEY PACKAGES CONTINUED

AT4 CONTINUED

AT4 CARBONPRO EDITION Includes unique grille surround with black chrome finish, AT4 CarbonPro hard badge, CarbonPro carbon-fiber composite bed, LT275/65R18C MT blackwall Goodyear Wrangler DuraTrac tires and 18" machined aluminum wheels with Dark Gray accents, MultiPro Audio System by KICKER^{®1} and gloss-black dual exhaust tips. Wheels may be upgraded to 20" 6-spoke Carbon Gray painted aluminum wheels. (Requires 4WD short bed model, 6.2L V8 engine or 3.0L Duramax Turbo Diesel I6 engine and AT4 Premium Package. Requires one of the following exterior colors: Onyx Black, Summit White, Satin Steel Metallic or Ebony Twilight Metallic.)

OFF-ROAD PERFORMANCE PACKAGE Includes Performance Upgrade Package, which comes with Performance Air Intake System, Cat-Back Performance Exhaust (dealer-installed), LT275/65R18C MT blackwall Goodyear Wrangler DuraTrac tires and 18" machined aluminum wheels with Dark Gray accents. Additional tire and wheel combinations are available. See your GMC dealer or gmc.com for more information.

DENALI

DENALI CARBONPRO EDITION Includes 22" high-gloss black wheels, MultiPro Audio System by KICKER^{®1} and CarbonPro carbon-fiber composite bed. (Requires 4WD short bed model, 6.2L V8 engine or 3.0L Duramax Turbo Diesel I6 engine and Denali Ultimate Package.)

DENALI ULTIMATE PACKAGE Includes Technology Package, Driver Alert Package II, sunroof, GMC MultiPro Power Steps, wheel locks and 22" multidimensional polished aluminum wheels. (4WD models require 6.2L V8 engine or Duramax 3.0L Turbo Diesel I6 engine. 2WD models require 3.0L Duramax Turbo Diesel I6 engine.)

ADDITIONAL PACKAGES

DRIVER ALERT PACKAGE I² Includes Front and Rear Park Assist, Lane Change Alert with Side Blind Zone Alert and Rear Cross Traffic Alert. (Available on SLE, Elevation, SLT and AT4. Standard on Denali.)

DRIVER ALERT PACKAGE II² Includes Forward Collision Alert, Lane Keep Assist with Lane Departure Warning, Automatic Emergency Braking, Front Pedestrian Braking, IntelliBeam—Auto High Beams, Adaptive Cruise Control and Following Distance Indicator. (Available on SLE, SLT, AT4 and Denali.)

PREFERRED PACKAGE Includes Universal Home Remote, rear sliding power window, Crew Cab rear seatback storage (SLE only), 120-volt power outlet, 120-volt bed-mounted power outlet, 8" diagonal Premium GMC Infotainment System,¹⁰ SiriusXM with 360L⁸ (includes 3-month trial), High Definition Rear Vision Camera,² 2 USB ports³ (located on instrument panel with front 40/20/40 bench seat), HD Radio and Bose Premium Audio System with Richbass woofer (Elevation only). (Available on SLE and Elevation.)

TECHNOLOGY PACKAGE² Includes High Definition Surround Vision, Rear Camera Mirror, Bed View Camera and multicolor 15" diagonal Head-Up Display. (Available on SLT, AT4 and Denali.)

X31 OFF-ROAD PACKAGE Includes off-road suspension, Hill Descent Control, skid plates, heavy-duty air filter, automatic locking rear differential, 2-speed transfer case and X31 hard badge. (Requires Crew Cab or Double Cab 4WD model. Available on Base Sierra, SLE, Elevation and SLT.)

X31 OFF-ROAD AND PROTECTION PACKAGE Includes X31 Off-Road Package, spray-on bedliner and all-weather floor liners. (Requires Crew Cab or Double Cab 4WD model. Available on SLE, Elevation and SLT.)

SNOW PLOW PREP PACKAGE Includes roof emergency light provisions, 220-amp alternator, heavy-duty air filter, skid plates and heavy-duty front springs. (Requires 4WD model. Available on Base Sierra, SLE and SLT.)

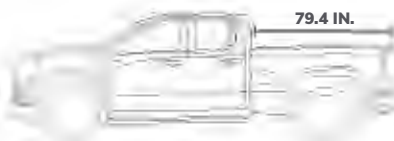
TRAILERING PACKAGE Includes trailer hitch, 7-pin and 4-pin connectors and Hitch Guidance.² (Available on Base Sierra. Standard on SLE, Elevation, SLT, AT4 and Denali.)

MAX TRAILERING PACKAGE Includes 9.76" rear axle, 3.42 axle ratio, enhanced cooling radiator, revised shock tuning for increased control, heavier-duty rear springs, increased Rear Gross Axle Weight Rating and 220-amp alternator. (Available on SLE, Elevation and SLT.)

SIERRA 1500 CAB AND BED CONFIGURATIONS



REGULAR CAB LONG BED
Standard on Base Sierra.



DOUBLE CAB STANDARD BED
Available on Base Sierra, SLE and Elevation.



CREW CAB SHORT BED
Available on Base Sierra, SLE, Elevation, SLT, AT4 and Denali.



CREW CAB STANDARD BED
Available on Base Sierra, SLE, Elevation, SLT, AT4 and Denali.

¹Non-GM warranty. Limited warranty by KICKER.[®] 3 years/36,000 miles, whichever comes first. For more information, contact your dealer. ²Read the vehicle Owner's Manual for important feature limitations and information. ³App functionality and features vary with vehicle equipment and trim level. Data connection may be required. Some features require active service plan and working electrical system. User terms and limitations apply. ⁴Vehicle user interface is a product of Apple[®] and its terms and privacy statements apply. Requires compatible iPhone[®] and data plan rates apply. Apple CarPlay is a trademark of Apple, Inc. Siri, iPhone and Apple Music are trademarks of Apple, Inc., registered in the U.S. and other countries. ⁵Vehicle user interface is a product of Google[™] and its terms and privacy statements apply. Requires the Android Auto app on Google Play and a compatible Android[™] smartphone. Data plan rates apply. You can check which smartphones are compatible at g.co/androidauto/requirements. Android Auto is a trademark of Google LLC. ⁶The system wirelessly charges one compatible mobile device. Some phones have built-in wireless charging technology and others require a special adapter/back cover. To check for phone or other device compatibility, see my.gmc.com/learn or consult your carrier. ⁷If you decide to continue service after your trial, the subscription plan you choose will automatically renew thereafter and you will be charged according to your chosen payment method at then-current rates. Fees and taxes apply. See the SiriusXM Customer Agreement at siriusxm.com for complete terms and how to cancel. All fees, content, features and availability are subject to change. ⁸Certain features require a SiriusXM subscription and the GMC Connected Access plan. See siriusxm.com and onstar.com for details and limitations. ⁹Not compatible with all devices. ¹⁰Functionality varies by model. Full functionality requires compatible Bluetooth[®] and smartphone, and USB connectivity for some devices. ¹¹Map coverage available in the United States, Puerto Rico and Canada.

SIERRA 1500 BY THE NUMBERS

TRAILERING CAPABILITY AND SPECIFICATIONS									
ENGINE	CAB	BED	MAX GVWR (LBS) ¹	MAX GCWR (LBS) ²	AXLE RATIO	MAX CONVENTIONAL HITCH (LBS) ³	MAX FIFTH-WHEEL HITCH (LBS) ³	MAX GOOSENECK HITCH (LBS) ³	MAX PAYLOAD (LBS) ⁴
4.3L V6	Crew 2WD	Short	6,800	12,800	3.42	7,600	7,500	7,500	2,040
	Crew 4WD	Short	7,000	12,800	3.42	7,400	7,300	7,300	2,010
	Crew 4WD	Standard	7,000	12,800	3.42	7,400	7,300	7,300	1,970
	Double 2WD	Standard	6,800	12,800	3.42	7,600	7,600	7,600	2,040
	Double 4WD	Standard	7,000	12,800	3.42	7,400	7,300	7,300	2,020
	Regular 2WD	Long	6,800	12,800	3.42	7,800	7,800	7,800	2,250
	Regular 4WD	Long	6,900	12,800	3.42	7,600	7,500	7,500	2,130
2.7L TURBO	Crew 2WD	Short	6,800	14,500	3.42	9,100	9,000	9,000	2,060
	Crew 4WD	Short	7,000	14,500	3.42	8,900	8,400	8,400	2,040
	Crew 4WD	Standard	7,000	14,500	3.42	8,900	8,600	8,600	2,000
	Double 2WD	Standard	6,800	14,500	3.42	9,200	9,100	9,100	2,060
	Double 4WD	Standard	7,000	14,500	3.42	9,000	8,700	8,700	2,050
5.3L V8 (BASE SIERRA TRIM ONLY)	Crew 2WD	Short	6,900	15,000	3.42	9,700	9,600	9,600	2,060
	Crew 4WD	Short	7,100	15,000	3.42	9,400	8,900	8,900	2,050
	Crew 4WD	Standard	7,100	15,000	3.42	9,400	9,100	9,100	2,000
	Double 2WD	Standard	6,800	15,000	3.42	9,700	9,600	9,600	1,970
	Double 4WD	Standard	7,000	15,000	3.42	9,400	9,100	9,100	1,950
	Regular 2WD	Long	6,800	15,000	3.42	9,900	9,800	9,800	2,180
	Regular 4WD	Long	6,900	15,000	3.42	9,700	9,600	9,600	2,070

TRAILERING CAPABILITY AND SPECIFICATIONS CONTINUED									
ENGINE	CAB	BED	MAX GVWR (LBS) ¹	MAX GCWR (LBS) ²	AXLE RATIO	MAX CONVENTIONAL HITCH (LBS) ³	MAX FIFTH-WHEEL HITCH (LBS) ³	MAX GOOSENECK HITCH (LBS) ³	MAX PAYLOAD (LBS) ⁴
5.3L V8	Crew 2WD	Short	7,100 ⁵	16,800 ⁵	3.23	9,500	8,900	8,900	2,140 ⁵
	Crew 4WD	Short	7,300 ⁵	16,800 ⁵	3.42	9,200 ⁵	7,800 ⁷	7,800 ⁷	2,120 ⁶
	Crew 4WD	Standard	7,300 ⁵	16,800 ⁵	3.23	9,100	7,600	7,600	2,080 ⁵
	Double 2WD	Standard	7,100 ⁵	16,800 ⁵	3.42	9,500	8,600	8,600	2,170 ⁵
	Double 4WD	Standard	7,300 ⁵	16,800 ⁵	3.23	9,200	8,000	8,000	2,150 ⁵
	Crew 4WD	Short	7,300 ⁵	17,800 ⁵	3.42	11,700 ⁵	8,900 ⁵	8,900 ⁵	2,000 ⁵
	Crew 4WD	Standard	7,300 ⁵	17,800 ⁵	3.23	9,000	6,800 ¹¹	6,800 ¹¹	1,960 ⁵
DURAMAX 3.0L TURBO DIESEL I6	Crew 2WD	Short	7,000	15,000	3.23	9,200	7,600	7,600	1,830
	Crew 4WD	Short	7,200	15,000	3.23	8,500 ¹²	7,000 ¹³	7,000 ¹³	1,810
	Crew 4WD	Standard	7,200	15,000	3.23	8,800 ¹⁴	6,500 ¹⁵	6,500 ¹⁵	1,770
	Double 2WD	Standard	6,900	15,000	3.23	9,300	7,800	7,800	1,760
	Double 4WD	Standard	7,100	15,000	3.23	9,000	7,100	7,100	1,750
	Crew 4WD	Short	7,200	15,000	3.23	8,500 ¹²	7,000 ¹³	7,000 ¹³	1,810
	Crew 4WD	Standard	7,200	15,000	3.23	8,800 ¹⁴	6,500 ¹⁵	6,500 ¹⁵	1,770

¹Maximum Gross Vehicle Weight Rating (GVWR). When properly equipped; includes weight of vehicle, passengers, cargo and equipment. ²Gross Combination Weight Rating (GCWR). When properly equipped; includes weight of vehicle and trailer combination, including the weight of driver, passengers, fuel, optional equipment and cargo in the vehicle and trailer. ³Before you buy a vehicle or use it for trailering, carefully review the trailering section of the Owner's Manual. The weight of passengers, cargo and options or accessories may reduce the amount you can tow. ⁴These maximum payload ratings are intended for comparison purposes only. Before you buy a vehicle or use it to haul people or cargo, carefully review the vehicle loading section of the Owner's Manual and check the carrying capacity of your specific vehicle on the label on the inside of the driver's doorjamb.

⁵Requires available Max Trailering Package. ⁶AT4 max trailering capacity is 9,200 lbs. ⁷AT4 max trailering capacity is 7,500 lbs. ⁸Requires available AT4 trim. ⁹AT4 max trailering capacity is 8,800 lbs. ¹⁰AT4 max trailering capacity is 6,300 lbs. ¹¹AT4 max trailering capacity is 6,600 lbs. ¹²AT4 max trailering capacity is 8,800 lbs. ¹³AT4 max trailering capacity is 6,700 lbs. ¹⁴AT4 max trailering capacity is 8,900 lbs. ¹⁵AT4 max trailering capacity is 6,400 lbs.




FIND YOUR TRUE COLORS

EXTERIOR COLORS




ONYX BLACK¹



SUMMIT WHITE²




PACIFIC BLUE METALLIC¹



DARK SKY METALLIC¹



BROWNSTONE METALLIC^{1,2,3}



QUICKSILVER METALLIC^{1,2,3}




EBONY TWILIGHT METALLIC^{1,4}
LATE AVAILABILITY



CAYENNE RED TINTCOAT^{1,4}




CARDINAL RED^{1,2,3}



WHITE FROST TRICOAT^{1,3,4,5}



SATIN STEEL METALLIC¹



HUNTER METALLIC¹
DENALI EXCLUSIVE

See your GMC dealer or [gmc.com](https://www.gmc.com) for more interior and exterior color details.

¹Extra-cost color. ²Not available on Denali. ³Not available on AT4. ⁴Not available on Base Sierra. ⁵Not available on SLE or Elevation.

INTERIOR COLORS

BASE SIERRA



JET BLACK/JET BLACK CLOTH



JET BLACK/JET BLACK VINYL

SLE



DARK WALNUT/SLATE CLOTH



JET BLACK/JET BLACK CLOTH



ARENITE TONE




AEGIS PATTERNED ALUMINUM

ELEVATION



JET BLACK/JET BLACK CLOTH




ARENITE TONE



AEGIS PATTERNED ALUMINUM


SLT



DARK WALNUT/SLATE PERFORATED
FRONT OUTBOARD LEATHER-APPOINTED



JET BLACK/JET BLACK PERFORATED
FRONT OUTBOARD LEATHER-APPOINTED




CYPRESS WOOD TONE



AEGIS PATTERNED ALUMINUM

AT4



JET BLACK/JET BLACK PERFORATED FRONT
LEATHER SEATING SURFACES
WITH KALAHARI ACCENTS



TECHNICAL APPEARANCE



DARK BRUSHED ALUMINUM


DENALI



DARK WALNUT/DARK ASH GRAY
FORGE PERFORATED LEATHER
SEATING SURFACES



JET BLACK/JET BLACK FORGE
PERFORATED LEATHER
SEATING SURFACES



ASH WOOD



BRUSHED ALUMINUM

PRECISION-CRAFTED
FROM THE GROUND UP



17" Bright Silver Painted Steel (RD6) Standard on Base Sierra

17" 6-Spoke Bright Silver Painted Aluminum (Q5U) Standard on SLE; Available on Base Sierra

17"



18" 6-Spoke Machined Aluminum With Dark Gray Metallic Accents (UHN) Standard on SLT; Available on SLE.

18" Machined Aluminum With Dark Gray Accents (RT5) Standard on AT4

18"



20" Gloss-Black Painted Aluminum (RD3) Standard on Elevation

20" Machined Aluminum With Carbon Gray Metallic Accents (NZH) Available on AT4

20" Polished Aluminum (NZM) Available on SLE and SLT.

20" Multidimensional Polished Aluminum (RTL) Standard on Denali

20" 6-Spoke Carbon Gray Painted Aluminum (NZQ) Available With AT4 CarbonPro Edition

20"



22" Polished Aluminum (SMF) Included and Only Available With Denali Ultimate Package

22"



22" 6-Spoke Low-Gloss Black With Machined Accents (SEV) Accessory Wheel¹ Available on SLT and Denali

22" Chrome (SF0) Accessory Wheel¹ Available on SLT, Denali and Denali CarbonPro Edition

22" Midnight Silver With Chrome Inserts (SEW) Accessory Wheel¹ Available on SLT and Denali

22" High-Gloss Black (SGM) Accessory Wheel¹ Included With Denali CarbonPro Edition. Available on SLT and Denali.

22" Carbon Flash Metallic (SEZ) Accessory Wheel¹ Available on SLT and Denali

22" Aluminum Multispoke Chrome (SF1) Accessory Wheel¹ Available on SLT and Denali

Find the full selection of Sierra accessory wheels at gmc.com/accessories.

¹Use only GM-approved tire and wheel combinations. See gmc.com/accessories for important tire and wheel information, or see your dealer.





JUST YOUR STYLE



- PREMIUM ALL-WEATHER FLOOR LINERS
- UNDERSEAT LOCKABLE STORAGE ORGANIZER
- CENTER CONSOLE LOCKABLE STORAGE BOX
- AT4 HIGH CLEARANCE STEPS

GMC Accessories are a great way to personalize your Sierra—inside and out. They're designed and engineered to meet the Professional Grade standards of your Sierra, as well as your own. We also offer accessories from a lineup of other renowned and proven manufacturers.

Find a full selection of Sierra accessories at gmc.com/accessories.

¹Accessory wheels shown. Use only GM-approved tire and wheel combinations. See gmc.com/accessories for important tire and wheel information, or see your dealer.



22" Midnight Silver Wheels with Chrome Inserts¹



POWERED BY PROFESSIONAL GRADE



SIERRA HEAVY DUTY

CANYON

SIERRA 1500

YUKON

TERRAIN

ACADIA

Preproduction models shown. Actual production models may vary. Sierra HD Denali color, Hunter Metallic, is late availability. Terrain Denali in Graphite Gray Metallic is limited late availability.



DRIVE THE CONVERSATION

NEW VEHICLE LIMITED WARRANTY

3-YEAR/36,000-MILE BUMPER-TO-BUMPER LIMITED WARRANTY GMC will warrant each 2021 Sierra from bumper to bumper for 3 years/36,000 miles (whichever comes first; see dealer for details), with no deductible, from the original in-service date of the vehicle, for warrantable repairs that are required as a result of defects due to materials and/or workmanship. Cosmetic corrosion resulting from defects is also covered under the Bumper-to-Bumper Limited Warranty. In addition, rust-through corrosion will be covered for 6 years/100,000 miles (whichever comes first; see dealer for details).

POWERTRAIN LIMITED WARRANTY Every 2021 GMC Sierra comes with a 5-year/60,000-mile (whichever comes first) transferable Powertrain Limited Warranty. 24/7 Roadside Assistance and Courtesy Transportation are also offered for the duration of the Powertrain Limited Warranty. Sierra 1500 Series Light-Duty (LD) pickups equipped with a 3.0L Duramax Turbo Diesel engine are covered by a 5-year/100,000-mile (whichever comes first) transferable Powertrain Limited Warranty. 24/7 Roadside Assistance and Courtesy Transportation are also offered for the duration of the Powertrain Limited Warranty. Please see your GMC dealer for details.

ONSTAR® AND GMC CONNECTED SERVICES

Connected vehicle services vary by vehicle model and require working electrical system, cell reception and GPS signal. Requires active service plan. OnStar links to emergency services. See onstar.com for details and limitations.

GMC CERTIFIED SERVICE

To help your Sierra live up to its performance promise, GMC Certified Service—found exclusively at your GMC dealer—is there. With all the engineering excellence in Sierra, GM-trained technicians have the expertise to help care for it.

ADDITIONAL NOTES

A NOTE ON CHILD SAFETY Always use seat belts and the correct child restraint for your child’s age and size, even with airbags. Even in vehicles equipped with the Passenger Sensing System, children are safer when properly secured in a rear seat in the appropriate infant, child or booster seat. Never place a rear-facing infant restraint in the front seat of any vehicle equipped with an active frontal airbag. See the Owner’s Manual and the child safety seat instructions for more safety information.

TRAILERING AND OFF-ROAD DRIVING INFORMATION Please go to gmc.com and carefully review the vehicle Owner’s Manual for important safety information about trailering or off-road driving in your vehicle.

FLEET ORDERS Some standard content may be deleted on fleet orders. See dealer for details.

ENGINES GMC products are equipped with engines produced by GM Powertrain or other suppliers to GM worldwide. The engines in GMC products may also be used in other GM makes and models.

GMC.COM See more of Sierra on our website: gmc.com/sierra. More photos and information; hot links to related subjects; convenient dealer locator; pricing guide; spec out your own vehicle. Or call 1-800-GMC-8782.


IMPORTANT WORDS ABOUT THIS CATALOG We have tried to make this catalog comprehensive and factual. We reserve the right, however, to make changes at any time, without notice, in prices, colors, materials, equipment, specifications, models and availability. Specifications, dimensions, measurements, ratings and other numbers in this catalog and other printed materials provided at the dealership or affixed to vehicles are approximations based on design and engineering drawings, prototypes and laboratory tests. Your vehicle may differ due to variations in manufacture and equipment. Since some information may have been updated since the time of printing, please check with your GMC dealer for complete details. GMC reserves the right to lengthen or shorten the model year for any product for any reason or to start and end model years at different times. Certain vehicle features may lose their usefulness over time due to obsolescence from technological changes. Unless otherwise noted, all claims based on GM Large Pickup segment and latest available competitive information available at time of publication. Excludes other GM vehicles.

AN IMPORTANT NOTE ABOUT ALTERATIONS AND WARRANTIES Installations or alterations to the original equipment vehicle (or chassis) as distributed by General Motors are not covered by the General Motors New Vehicle Limited Warranty. The special body company, assembler, equipment installer or upfitter is solely responsible for warranties on the body or equipment and any alterations (or any effect of the alterations) to any of the parts, components, systems or assemblies installed by GM. General Motors is not responsible for the safety or quality of design, features, materials or workmanship of any alterations by such employers.

ASSEMBLY GMC vehicles and their components are assembled or produced by different operating units of General Motors, its subsidiaries or suppliers to GM worldwide. We sometimes find it necessary to produce GMC vehicles with different or differently sourced components than originally scheduled. Since some options may be unavailable when your vehicle is assembled, we suggest you verify that your vehicle includes the equipment you ordered and that, if there were changes, they are acceptable to you.

GMMOBILITY.COM (1-800-323-9935) GM Mobility offers financial assistance for eligible adaptive equipment to make automotive travel easier for persons with disabilities or special transportation needs. To learn more about special GM Mobility offers, visit gmmobility.com.

©2020 General Motors. All rights reserved. GM, the GM logo, GMC, the slogans, emblems, vehicle model names, vehicle body designs and other marks appearing in this catalog are the trademarks and/or service marks of General Motors, its subsidiaries, affiliates or licensors. Facebook is a registered trademark of Facebook, Inc. Twitter is a registered trademark of Twitter, Inc. Instagram is a registered trademark of Instagram, LLC. Sirius, XM and all related marks and logos are trademarks of SiriusXM Radio, Inc. Google, Android, YouTube, Android Auto and other marks are trademarks of Google LLC. Apple, CarPlay, iPhone and Siri are registered trademarks of Apple, Inc.



GMC.COM | #GMC | #LIKEAPRO | #GMC Sierra

