

**SILVERADO HD 2017**

CHEVROLET





3500HD Crew Cab Long Box  
High Country 4x4 DRW in Black  
with available features.



## CONFIDENCE THAT STRETCHES FOR MILES.

Massive torque numbers. Legendary transmissions. Advanced trailering technology. These are the cornerstones of the Silverado HD, delivering everyday towing confidence.

Pair our newly redesigned and available Duramax® 6.6L Turbo-Diesel V8 – now creating a class-leading 445 horsepower and an incredible 910 lb.-ft. of torque – with the Allison® transmission and Silverado 3500HD can pull the big loads without breaking a sweat.

Confidence and capability are going to be with you year after year, since Silverado models are the most dependable, longest-lasting full-size pickups on the road! It's easy to see why J.D. Power named Silverado HD "Most Dependable Large Heavy Duty Pickup, Two Years in a Row."<sup>2</sup>

<sup>1</sup> Dependability based on longevity: 1987–July 2015 full-size pickup registrations. <sup>2</sup> The Chevrolet Silverado HD received the highest numerical score among large heavy duty pickups in the J.D. Power 2015–2016 U.S. Vehicle Dependability Studies. 2016 study based on responses from 33,560 U.S. original owners of 2013 model-year vehicles after three years of ownership about problems experienced in the past 12 months, surveyed in October–December 2015. Your experiences may vary. Visit [jdpower.com](http://jdpower.com).

**FIND NEW ROADS™**



## HIGH COUNTRY



3500HD Crew Cab Long Box  
High Country 4x4 DRW in Black  
with available features and 2500HD  
Crew Cab Standard Box High Country  
4x4 in Black with available features.

**BOLD LOOKS TAKEN TO NEW HEIGHTS.** Body-color front and rear bumpers plus chrome wheels (SRW models), 6-inch assist steps, mirror caps, door handles and grille inserts guarantee High Country is at home wherever you roam.

**CHEVY TRUCK CAPABILITY.** High Country has all the utility you expect, with a Trailering Package, cargo tie-downs, a spray-in bedliner, halogen projector-beam headlamps and a power-sliding rear window.

**REDEFINING RUGGED.** Heated and ventilated perforated leather-appointed front bucket seats come equipped with 12-way power adjustment for constant comfort. And for 2017, the High Country interior is available in two colors: Saddle and all-new Jet Black.

A 7-speaker Bose® premium sound system, Chevrolet MyLink<sup>1</sup> Radio with Navigation and 8-inch diagonal color touch-screen, a remote vehicle starter system and a rear vision camera are the foundation of the ultimate Silverado HD interior.

<sup>1</sup> MyLink functionality varies by model. Full functionality requires compatible Bluetooth and smartphone, and USB connectivity for some devices. Map coverage available in the United States, Puerto Rico and Canada.





1



2



3



4

**1. A SHINING EXAMPLE OF STRENGTH.**

Available chrome-accented uplevel mirrors are heated and power-adjustable with integrated turn signal indicators.

**2. COMFORTABLE IN ANY SITUATION.**

The exclusive Saddle or all-new Jet Black leather-trimmed interior includes full-feature front bucket seats and embroidered head restraints.

**3. PREMIUM HIGH COUNTRY FEATURES.**

Standard for 2017 are a heated leather-wrapped steering wheel, power-adjustable pedals and the Driver Alert Package with Front and Rear Park Assist, Lane Departure Warning, Forward Collision Alert and the Safety Alert Driver Seat.

**4. A NAME TO BE PROUD OF.** Distinctive badging helps High Country stand tall in any crowd.



**SPECIAL EDITIONS**



Available 2500HD Midnight Edition,  
which includes the Z71 Off-Road  
Package. Shown on Crew Cab Standard  
Box LT 4x4 in Black with available  
Duramax 6.6L Turbo-Diesel V8 engine.



**MIDNIGHT EDITION.** Everything's better after dark in the Silverado HD Midnight Edition. It includes the Z71 Off-Road Package, Black 18-inch wheels, Goodyear Wrangler DuraTrac® off-road tires, Black bumpers and grille, Black Chevy bowtie emblems, bigger, bolder Z71 door badge, a spray-in bedliner and more. Available on 2500HD Crew Cab LT and LTZ as well as 3500HD Crew Cab LTZ (late availability).

**CUSTOM SPORT EDITION.** Available on 2500HD Crew Cab LT and LTZ, the Custom Sport Edition includes 20-inch polished-aluminum wheels, Front and Rear Park Assist, a spray-in bedliner, a body-color grille and bumpers, and chrome door handles, mirror caps and bodyside moldings.



Available 2500HD Custom Sport Edition.  
Shown on Crew Cab Standard Box LTZ  
4x4 in Summit White with available  
Duramax 6.6L Turbo-Diesel V8 engine.



## POWERTRAINS

3500HD Regular Cab Long Box WT 4x4 DRW in Summit White with available Duramax 6.6L Turbo-Diesel engine and other features. Shown with dealer-installed Toolbox and 6-inch Rectangular Assist Steps from Chevrolet Accessories.



1 910 lb.-ft. of torque @ 1600 rpm with available Duramax 6.6L Turbo-Diesel V8 engine.



WANT MORE INFO?  
GO TO [CHEVY.COM/SILVERADO](http://CHEVY.COM/SILVERADO)

### **NEW DURAMAX 6.6L TURBO-DIESEL.**

There are more than 1 million Duramax® Diesel engines with Allison® transmissions on the road today with over 100 billion miles of experience. We've taken that proven power and perfected it in an all-new available engine that churns out an earthshaking 910 lb.-ft. of torque<sup>1</sup>; a class-leading 445 horsepower and all the towing confidence you'll ever need.

**STRONGER THAN EVER.** To create a 19% increase in max torque, we rethought nearly everything. The cylinder heads are stronger and stiffer, and our taller engine block allows for a more robust

piston design. The crankshaft has larger connecting rod journals, and an active drain crankcase oil separator allows for better operation when you're pulling big loads.

### **HIGH-INTAKE INDUCTION SYSTEM.**

The patent-pending induction system in the Duramax Diesel uses two air inlets – through the new hood scoop and near the fender – to satisfy the intake needs of this powerful engine, improve performance and help ensure water and debris intake is a non-issue, even in extreme conditions.

**ACOUSTIC ENHANCEMENTS.** The added horsepower and torque are benefits you can feel. But we didn't stop there. This engine also boasts reduced noise and vibration with acoustic rocker covers, isolated injectors, a full-length acoustic lower oil pan and an all-new fuel system.

### **EXTREME TEMPS? NO PROBLEM.**

Duramax glow plugs heat up rapidly and, together with Direct Injection, can help your Silverado HD start quickly in extreme cold temperatures. At the other end of the spectrum, the engine oil cooler, transmission cooler and turbo intercooler will give you confidence when climbing steep grades in the hottest conditions.

### **THE LEGENDARY ALLISON TRANSMISSION.**

To handle the 910 lb.-ft. of torque<sup>1</sup> generated by the Duramax Diesel, Chevy engineers chose Allison, makers of military tank transmissions.

### **VORTEC™ 6.0L V8 ENGINE.**

This powerplant, with a cast iron cylinder block, deep-skirt design and cross-bolted main bearing caps, has been a dependable workhorse for millions of Chevy truck owners.



## TOWING



3500HD Crew Cab Standard Box LT 4x4  
in Butte Red Metallic with available  
Duramax 6.6L Turbo-Diesel V8 engine,  
LT Convenience Package and dealer-  
installed 4-inch Round Chrome Tubular  
Assist Steps from Chevrolet Accessories.



3500HD Crew Cab Long Box LTZ  
4x4 DRW in Silver Ice Metallic  
with available features.

**CONFIDENCE IS KING.** Silverado HD has the horsepower, torque and transmission necessary to pull everything from a fishing boat to a front-end loader. But it doesn't end there. We've equipped it with features that give you the ability to help control and stop the heaviest trailers.

**FIFTH-WHEEL/GOOSENECK PREP PACKAGE.** The biggest trailers require the best equipment. That's where the Fifth-Wheel/Gooseneck Prep Package<sup>1</sup> comes in. Available on every cab, this package includes a hitch platform ready to accept a gooseneck ball or fifth-wheel hitch, a box-mounted trailer harness, a spray-in bedliner for added durability and convenience, and all the necessary box and bedliner holes drilled and capped.

**DIGITAL STEERING ASSIST.** Delivering enhanced control on the highway and in the parking lot, this advanced technology provides many of the same characteristics you'll get with Electric Power Steering, including ease of handling, stability at high speeds, maneuverability at low speeds, and excellent feel and response. Standard on Crew Cab LT, LTZ and High Country models and also on 4-door Double Cab LT and LTZ models equipped with a diesel engine.



<sup>1</sup> Requires bumper hitch and spray-in bedliner. Not available with drop-in bed mat, drop-in bedliner or bed rug.



**1. REAR VISION CAMERA.** The available rear vision camera's dynamic guiding lines help when hitching a trailer.

**2. DIESEL EXHAUST BRAKE SYSTEM!** This system helps reduce the amount of conventional braking needed while towing or traveling downhill.

**3. INTEGRATED TRAILER BRAKE CONTROLLER.** For control and easy monitoring of your trailer brakes, an integrated trailer brake controller is standard on 3500HD and available on 2500HD.

**4. FIFTH-WHEEL TRAILERING HITCH.** When you need to handle the biggest trailers, it all starts with a durable fifth-wheel hitch. Available as a dealer-installed Chevrolet Accessory<sup>2</sup>, these hitches feature an easy drop-in design and standard receivers that fit most ball mount assemblies.



<sup>1</sup> Requires available Duramax 6.6L Turbo-Diesel V8 engine. <sup>2</sup> Non-GM warranty. CURT™ provides a 10-year limited manufacturer's warranty (limited lifetime warranty on selected products). For details on the warranty provided by CURT™ Manufacturing, please call (877) 287-8634.



Trailer Camera System home screen shown. This available accessory allows you to view multiple angles of your trailer on your Silverado HD touch-screen.



**CONFIDENCE YOU CAN SEE AND FEEL.**

The Trailing Camera System, available from Chevrolet Accessories, helps eliminate blind spots, enhances your ability to line up your trailer and hitch when backing up, and can even let you keep an eye on important cargo such as horses or livestock in the trailer.

**TOW UP TO 23,300 LBS<sup>1,2</sup>** Silverado 3500HD has the brute strength to tow massive loads – up to 23,300 lbs<sup>1,2</sup> of fifth-wheel trailering and up to 20,000 lbs<sup>2,3</sup> of conventional towing.

**HILL START ASSIST.** To give you extra time to switch from the brake pedal to the accelerator without rolling back, Hill Start Assist holds the brakes momentarily or until you press the accelerator.

**STABILITRAK WITH TRAILER SWAY CONTROL.** To keep your truck and your trailer heading in the same direction, StabiliTrak® with Trailer Sway Control automatically detects a swaying trailer and applies both the vehicle and the trailer brakes (if properly equipped) to help bring it back in line.

<sup>1</sup> Requires 3500HD Regular Cab 4x4 DRW with available Duramax 6.6L Turbo-Diesel V8 engine. <sup>2</sup> Before you buy a vehicle or use it for trailering, carefully review the Trailering section of the Owner's Manual. The weight of passengers, cargo and options or accessories may reduce the amount you can tow. <sup>3</sup> Requires 3500HD DRW when properly equipped with available Duramax 6.6L Turbo-Diesel V8 engine.



## PAYLOAD

2500HD Crew Cab Standard Box LTZ  
4x4 in Butte Red Metallic with available  
Duramax 6.6L Turbo-Diesel V8 engine,  
Z71 Off-Road Package and other features.

**READY TO BEAR THE LOAD.** Go ahead, pile it on. Silverado HD provides a roll-formed steel pickup box along with big payload numbers across the entire Regular Cab, 4-door Double Cab and Crew Cab lineup. Head to the specs section at the back of this catalog for all the details.

**EZ LIFT & LOWER TAILGATE.** Dampened by a torsion spring, the EZ Lift & Lower tailgate is standard on LT, LTZ and High Country. It opens smoothly with no thud and can be closed with one hand, so you can load and unload cargo easily.

### **CONVENIENT CARGO BED LAMPS.**

Available LED lamps under the bed rails illuminate the bed – perfect for those times when the work day turns to work night or when the tonneau cover is on.







**1. GIVE 'EM A HAND.** Pocket hand grips built into the top of the side rails provide a boost into the bed.

**2. A LEG UP ON THE COMPETITION.**

The CornerStep rear bumper with nonslip treads also makes it easy to reach the cargo you're carrying.

**3. TIES THAT BIND.** Four standard lower tie-downs and available upper tie-downs can be positioned in numerous locations to help secure cargo.

**4. DEFEND AGAINST DAMAGE.** Standard bed rail protectors and an available factory-installed spray-in bedliner help prevent scratches and dings.





# STRENGTH THAT NEVER FADES.



1 Requires 3500HD Regular Cab 2WD DRW with Vortec 6.0L V8 engine. These maximum payload ratings are intended for comparison purposes only. Before you buy a vehicle or use it to haul people or cargo, carefully review the Vehicle Loading section of the Owner's Manual and check the carrying capacity of your specific vehicle on the label on the inside of the driver door jamb. 2 Requires available Snow Plow Prep Package.

2016 model shown.

**FULLY BOXED FRAME.** The HD frame uses high-strength steel for the fully boxed frame rails. Nine cross members provide lateral support. The front frame segments are hydroformed, a process that minimizes weight without sacrificing strength. Mounted to the rear frame are 3-inch-wide leaf springs that help achieve a maximum payload rating of 7,153 lbs<sup>1</sup> on the Regular Cab model. The torsion bar front suspension helps shoulder Front Gross Axle Weight Ratings of up to 6,000 lbs.<sup>2</sup>

**HIGH-STRENGTH STEEL.** The frame is precisely tuned to help squelch vibration for a smoother ride and confident handling. And to help create a quiet cab, nearly two-thirds of the HD cab structure is made with high-strength steel, including the pillars, roof rails and rocker panels.

**ROLLED, NOT STAMPED.** The HD pickup bed benefits from high-strength steel too. HD features a roll-formed steel pickup box floor, which is lighter, stronger and more durable than traditional stamped-steel boxes used by competitors.

**CORROSION-RESISTANT DURALIFE BRAKE ROTORS.** Chevy engineers used patented ferritic nitrocarburizing (FNC) technology to help resist rust and increase rotor life.

**HD PASSES THE MOST IMPORTANT TEST.** To help validate design and materials, Silverado underwent more than 6 million miles of durability testing on proving grounds and tough roads and more than 7 million miles in the real world.

**Z71 OFF-ROAD PACKAGE.** This available package includes Rancho® twin-tube shocks, an underbody Skid Plate Package, Hill Descent Control and all-terrain tires, giving you everything you need to take your Silverado off-road.

**THE POWER TO PLOW.** With the available Snow Plow Prep Package, Silverado HD 4x4 is ready with a beefed-up Front Gross Axle Weight Rating, powerful alternator, forward lamp wiring harness, Skid Plate Package and more.



**TRUCKS YOU CAN COUNT ON FROM START TO FINISH.** For nearly 100 years, Chevy has given small business owners the tools they need to help get the job done.

Our dealers can show you how our portfolio of vehicles — the industry's most comprehensive lineup — can help your business run more efficiently.

Because business is all about the bottom line, you'll be happy to know Silverado was named the Vincentric Best Value Commercial Pickup in America!



**TAILORED FOR YOUR BUSINESS.**

The Business Choice Program allows small business owners to choose from a variety of upfit and accessory options to ensure work vehicles are cost-effective and properly equipped.

**BUSINESS ELITE DEALERS.** Chevrolet Business Elite Dealers provide owners with a team of expert sales consultants to help select the right vehicles for the job. Plus, every Business Elite service department has the facilities, tools, equipment and certified technicians to accommodate your specific needs.

**COMMERCIAL LINK.** This platform, available through OnStar,<sup>2</sup> provides small business owners the tools, reporting and customization needed to optimize costs and reduce vehicle downtime. Access key information such as location, fuel efficiency, speed, miles driven and maintenance needs to help keep your business running at maximum efficiency.

# WE MEAN BUSINESS.

3500HD Regular Cab Long Box  
4x4 DRW in Summit White with  
available features and dealer-  
installed 6-inch Rectangular Assist  
Steps from Chevrolet Accessories.



## COMMERCIAL VEHICLES

<sup>1</sup> Based on Vincentric 2016 Fleet Awards analysis in the Full-Size Pickup segments. <sup>2</sup> Visit [onstar.com](http://onstar.com) for coverage map, details and system limitations.






INTERIOR DESIGN

2500HD Crew Cab LTZ interior in Dune  
with perforated leather appointments  
and Cocoa interior accents.

**YOUR COMFORT ZONE  
HAS GONE MOBILE.**





2500HD Crew Cab LTZ interior in Dune with perforated leather appointments and Cocoa interior accents.

**DESIGNED FOR THE ALL-DAY DRIVE.**

Resilient dual-firmness foam helps the seats retain their support over time, which is especially important for Silverado HD drivers and passengers who spend a lot of time in their trucks.

**KEEP THE OUTSIDE WORLD OUTSIDE.**

There's no better spot to make a call or plan the next job. The cabin is quiet, thanks to exterior aerodynamics, inlaid and triple-sealed doors, thicker windshield glass and sound-deadening materials.

**A POWERFUL ALLY.** You're never far from a power supply: depending on the model you choose, stay charged with multiple USB ports<sup>1</sup>; up to four auxiliary power outlets and an available 110-volt outlet.

**THE INSIDE IS CAPABLE TOO.** Upper and lower glove boxes give the whole crew a place to store all kinds of items. And with a number of storage areas throughout, everyone has a spot for their gear.

<sup>1</sup> Not compatible with all devices.





**1. MOBILE OFFICE.** With an available center console storage compartment designed to double as a file cabinet, Silverado HD puts your business on wheels.

**2. KEEP AN EYE ON IMPORTANT INFO.** An available 4.2-inch diagonal color Driver Information Center lets you choose what information you see and how you see it.

**3. FULL-SIZE STORAGE.** Forward-hinged rear doors provide easy access to the rear seats. Those seats can be folded up to provide extra space for tools, luggage or whatever else you want to keep inside.



## TECHNOLOGY

### 1. MYLINK. DONE YOUR WAY.

Available Chevrolet MyLink<sup>1</sup> lets you arrange icons and features on the optional 7-inch or 8-inch diagonal color touch-screen. Store up to 60 favorites, including radio stations, contacts and even destinations (requires available Chevrolet MyLink<sup>1</sup> Radio with Navigation).


### 2. THE WORLD AT YOUR FINGERTIPS.

Steering wheel-mounted controls allow you to activate available Bluetooth<sup>®2</sup> phone functions, set the cruise control, engage the available heated steering wheel and more. All knobs and buttons are large enough to accommodate gloved hands.

**3. ALWAYS POWERED UP.** An available wireless charging<sup>3</sup> station lets you conveniently charge your cell phone.

### 4. myChevrolet Mobile App.<sup>4</sup>

Simply download the app to your compatible smartphone and if your vehicle is properly equipped, you can start or turn off the engine, lock/unlock the doors, send destinations to your available navigation<sup>5</sup> system, view key vehicle diagnostic information, set parking reminders and more.



<sup>1</sup> MyLink functionality varies by model. Full functionality requires compatible Bluetooth and smartphone, and USB connectivity for some devices. Map coverage available in the United States, Puerto Rico and Canada. <sup>2</sup> Go to [my.chevrolet.com/learn](http://my.chevrolet.com/learn) to find out which phones are compatible with the vehicle. <sup>3</sup> The system wirelessly charges one PMA- or Qi-compatible mobile device. Some devices require an adaptor or back cover. To check for phone or other device compatibility, visit [my.chevrolet.com/learn](http://my.chevrolet.com/learn) for details. <sup>4</sup> Requires data plan, compatible vehicle and compatible device. Some features require factory-installed remote start, power locks, Tire Pressure Monitoring System or active OnStar service. <sup>5</sup> Map coverage available in the United States, Puerto Rico and Canada.



**SILVERADO HD IS THE FIRST FULL-SIZE PICKUP TO OFFER BUILT-IN 4G LTE Wi-Fi.<sup>1</sup>** Our stronger signal means you have a reliable connection, providing a better in-vehicle experience than you'll get with your smartphone and allowing you to seamlessly connect up to seven devices to the Internet!

<sup>1</sup> Requires a compatible mobile device, active OnStar service and data plan. 4G LTE service available in select markets. Visit [onstar.com](http://onstar.com) for coverage map, details and system limitations. Data plans provided by AT&T. Vehicle must be on or in accessory mode to access Wi-Fi and device must be within 50 feet of the vehicle.





## SAFETY

**SAFETY STARTS WITH YOU.** Safety features are no substitute for the driver's responsibility to operate the vehicle in a safe manner. The driver should remain attentive to traffic, surroundings and road conditions at all times. Read the vehicle Owner's Manual for important feature limitations and information.





# SAFETY THAT NEVER RESTS.

With the available Driver Alert Package, you get features that help alert you to the unexpected, including the Safety Alert Driver Seat, Lane Departure Warning, Forward Collision Alert, and Front and Rear Park Assist.




**SAFETY ALERT DRIVER SEAT.** This available seat uses directional vibration pulses from the seat cushion instead of audible crash avoidance alerts to help indicate the direction of potential threats. This patented warning approach is tied into other onboard crash avoidance systems.



**LANE DEPARTURE WARNING.** If you unintentionally change lanes (without a turn signal), this available camera-based system sends an alert. The camera, mounted near the inside rearview mirror, reads traffic lane markings when identifiable and provides audible and visual alerts.



**FORWARD COLLISION ALERT.** This available feature continually monitors how close your vehicle is to the vehicle in front of you. If the system determines that a front-end collision with a detected vehicle is imminent, it alerts the driver to a potential crash. It also warns the driver if their Silverado HD is following a detected vehicle too closely.



**FRONT AND REAR PARK ASSIST.** Ideal when pulling into a parking spot at low speeds, this available system senses stationary objects and alerts you if an object is too close. The available rear vision camera automatically displays a live image of the area behind the vehicle on the screen in the center stack after you shift into Reverse.



**REAR VISION CAMERA.** When the transmission is in Reverse, the available rear vision camera with dynamic guiding lines allows the driver to view objects directly behind the vehicle via the screen in the center stack. So it's easier to back up, park or hook up a trailer.



**ABS BRAKES.** Four-wheel, four-channel, antilock disc brakes (ABS) help provide straight, more controlled stops by preventing wheel lockup in most road conditions.



**TEEN DRIVER.** This new available feature encourages safe driving habits in a number of ways and helps small business owners guide their employees to be good company representatives on the road. The technology provides an in-vehicle report that monitors the frequency of available active safety feature activations, mutes the audio system when front-seat occupants aren't wearing their safety belts, and gives audible and visual warnings when the vehicle is traveling over a predetermined speed.

**ONSTAR AUTOMATIC CRASH RESPONSE!** In a crash, built-in sensors can alert a specially trained OnStar Advisor, who is connected into your Silverado HD to see if you need help — even if you can't ask for it. Advisors can use GPS technology to pinpoint your location and request emergency help. Automatic Crash Response is included in the OnStar Guidance Plan,<sup>2</sup> standard for the first three months (available on WT<sup>3</sup>).

<sup>1</sup> Visit [onstar.com](http://onstar.com) for vehicle availability, details and system limitations. OnStar acts as a link to existing emergency service providers. Not all vehicles may transmit all crash data. <sup>2</sup> Visit [onstar.com](http://onstar.com) for coverage map, details and system limitations. <sup>3</sup> Requires available Chevrolet MyLink Radio with 7-inch diagonal color touch-screen display.



## ACCESSORIES



Diamond-Patterned Tool Box available from Chevrolet Accessories.



Dealer-installed Gooseneck Hitch Package available from Chevrolet Accessories.



Dealer-installed Ladder Rack available from Chevrolet Accessories.



Premium All-Weather Floor Liners available from Chevrolet Accessories.

**RAISING THE BAR.** These are just a few of the accessories available for your 2017 Silverado HD. For a complete list, check out [chevrolet.com/accessories](http://chevrolet.com/accessories).



## WHEELS



17" Painted-Steel  
(Standard on 3500HD WT DRW)



17" Polished-Aluminum  
(Standard on 3500HD Crew Cab High Country DRW;  
available on 3500HD Crew Cab LT and LTZ DRW)



17" Painted-Steel with Chrome Overlay  
(Standard on 3500HD LT and LTZ DRW)



17" Painted-Steel  
(Standard on 2500HD WT)



17" Aluminum  
(Standard on 2500HD LT; available on 2500HD WT)



18" Black Aluminum  
(Available with Alaskan Edition on 2500HD LT and 3500HD LT;  
available with Midnight Edition on 2500HD LT and LTZ;  
late availability with Midnight Edition on 3500HD LTZ SRW)



18" Chromed-Aluminum  
(Standard on 2500HD LTZ and 3500HD LT, LTZ,  
and High Country SRW; available on 2500HD LT)



18" Painted-Steel  
(Standard on 3500HD WT; available on 2500HD WT)



20" 5-Spoke Polished-Aluminum  
(Available on 2500HD 4-Door Double Cab and Crew Cab LT;  
available with Silverado HD Custom on 2500HD WT;  
available with Vortec Plus Package on 2500HD LTZ)



20" Polished-Aluminum with  
Dark Argent Metallic-Painted Pockets  
(Available on 2500HD Crew Cab WT, LT and LTZ)



20" 6-Spoke Polished-Aluminum  
(Available on 2500HD LTZ)



20" Chromed-Aluminum  
(Standard on 2500HD High Country)



## COLORS



SUMMIT WHITE



SILVER ICE METALLIC



GRAPHITE METALLIC



PEPPERDUST METALLIC



RED HOT



BUTTE RED METALLIC<sup>1</sup>



SIREN RED TINTCOAT<sup>2,3</sup>



DEEP OCEAN BLUE METALLIC<sup>2</sup>



BLACK

<sup>1</sup> Requires Crew Cab model. <sup>2</sup> Extra-cost color. <sup>3</sup> Requires Regular Cab or 4-door Double Cab model. Not available on WT.



## FABRICS



Dark Ash Vinyl with Jet Black Interior Accents<sup>1</sup>



Jet Black Cloth<sup>2</sup>



Dune Cloth with Cocoa Interior Accents<sup>2</sup>




Dark Ash Cloth with Jet Black Interior Accents<sup>2,3</sup>




Jet Black Leather Appointments<sup>4</sup>



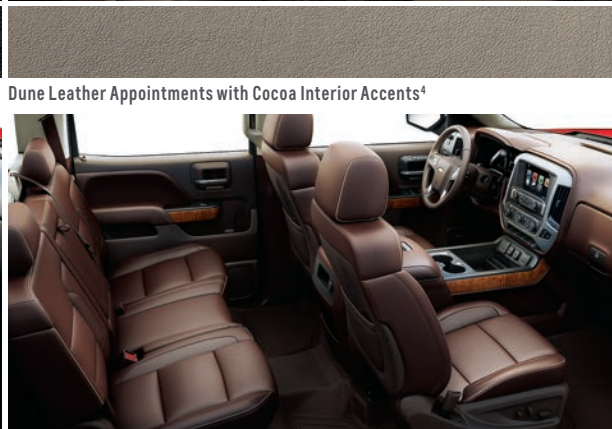
Dune Leather Appointments with Cocoa Interior Accents<sup>4</sup>



Dark Ash Leather Appointments with Jet Black Interior Accents<sup>4</sup>






Jet Black Perforated Leather Appointments with Ash Gray Interior Accents<sup>5</sup>



Saddle Perforated Leather Appointments<sup>5</sup>

<sup>1</sup> Standard on WT. <sup>2</sup> Available on LT. <sup>3</sup> Available on WT. <sup>4</sup> Available on LTZ. Also available with ventilated perforated leather-appointed front bucket seats. <sup>5</sup> Available only on High Country.



	TRIM	CARGO BOX LENGTH	STANDARD ENGINE	OPTIONAL ENGINE	AUTOMATIC TRANSMISSION	DRIVE
<b>REGULAR CAB</b>  	WT	8'	Vortec 6.0L V8	Duramax 6.6L Turbo-Diesel V8	6-speed Allison® 6-speed (requires Duramax 6.6L Turbo-Diesel V8)	2WD/4x4
	LT	8'	Vortec 6.0L V8	Duramax 6.6L Turbo-Diesel V8	6-speed Allison 6-speed (requires Duramax 6.6L Turbo-Diesel V8)	2WD/4x4
<b>4-DOOR DOUBLE CAB</b>  	WT	6' 6"/8' (2500HD) 8' (3500HD)	Vortec 6.0L V8	Duramax 6.6L Turbo-Diesel V8	6-speed Allison 6-speed (requires Duramax 6.6L Turbo-Diesel V8)	2WD/4x4
	LT	6' 6"/8' (2500HD) 8' (3500HD)	Vortec 6.0L V8	Duramax 6.6L Turbo-Diesel V8	6-speed Allison 6-speed (requires Duramax 6.6L Turbo-Diesel V8)	2WD/4x4
	LTZ	6' 6"/8' (2500HD) 8' (3500HD)	Vortec 6.0L V8	Duramax 6.6L Turbo-Diesel V8	6-speed Allison 6-speed (requires Duramax 6.6L Turbo-Diesel V8)	2WD/4x4
<b>CREW CAB</b>  	WT	6' 6"/8'	Vortec 6.0L V8	Duramax 6.6L Turbo-Diesel V8	6-speed Allison 6-speed (requires Duramax 6.6L Turbo-Diesel V8)	2WD/4x4
	LT	6' 6"/8'	Vortec 6.0L V8	Duramax 6.6L Turbo-Diesel V8	6-speed Allison 6-speed (requires Duramax 6.6L Turbo-Diesel V8)	2WD/4x4
	LTZ	6' 6"/8'	Vortec 6.0L V8	Duramax 6.6L Turbo-Diesel V8	6-speed Allison 6-speed (requires Duramax 6.6L Turbo-Diesel V8)	2WD/4x4
	High Country	6' 6"/8'	Vortec 6.0L V8	Duramax 6.6L Turbo-Diesel V8	6-speed Allison 6-speed (requires Duramax 6.6L Turbo-Diesel V8)	2WD/4x4



PAYLOAD AND TRAILER WEIGHT RATINGS

MODEL	ENGINE	AXLE RATIO	MAX PAYLOAD <sup>1</sup>	MAX CONVENTIONAL TOWING <sup>2</sup>	MAX FIFTH- WHEEL/ GOOSENECK TOWING <sup>2</sup>
REGULAR CAB					
2500HD Regular Cab Long Box 2WD	Vortec 6.0L V8	4.10	3,534	14,500	14,800
	Duramax 6.6L Turbo-Diesel V8	3.73	3,204	14,500	18,100
2500HD Regular Cab Long Box 4x4	Vortec 6.0L V8	4.10	3,410	14,500	14,500
	Duramax 6.6L Turbo-Diesel V8	3.73	2,880	14,500	15,900
3500HD Regular Cab Long Box 2WD	Vortec 6.0L V8	4.10	4,390	14,500	14,600
	Duramax 6.6L Turbo-Diesel V8	3.73	—	—	—
3500HD Regular Cab Long Box 4x4	Vortec 6.0L V8	4.10	4,361	14,300	14,300
	Duramax 6.6L Turbo-Diesel V8	3.73	4,230	14,500	17,600
3500HD Regular Cab Long Box 2WD Dually	Vortec 6.0L V8	4.10	7,153	14,300	14,300
	Duramax 6.6L Turbo-Diesel V8	3.73	—	—	—
3500HD Regular Cab Long Box 4x4 Dually	Vortec 6.0L V8	4.10	6,724	14,000	13,900
	Duramax 6.6L Turbo-Diesel V8	3.73	5,518	20,000	23,300
4-DOOR DOUBLE CAB					
2500HD 4-door Double Cab Standard Box 2WD	Vortec 6.0L V8	4.10	3,381	13,000	14,500
	Duramax 6.6L Turbo-Diesel V8	3.73	2,951	13,000	16,400
2500HD 4-door Double Cab Standard Box 4x4	Vortec 6.0L V8	4.10	3,093	13,000	14,200
	Duramax 6.6L Turbo-Diesel V8	3.73	2,662	13,000	14,400
2500HD 4-door Double Cab Long Box 2WD	Vortec 6.0L V8	4.10	3,276	14,400	14,400
	Duramax 6.6L Turbo-Diesel V8	3.73	2,845	14,500	15,700
2500HD 4-door Double Cab Long Box 4x4	Vortec 6.0L V8	4.10	2,987	14,100	14,100
	Duramax 6.6L Turbo-Diesel V8	3.73	2,557	14,500	13,700
3500HD 4-door Double Cab Long Box 2WD	Vortec 6.0L V8	4.10	4,246	14,200	14,200
	Duramax 6.6L Turbo-Diesel V8	3.73	3,916	14,500	17,500
3500HD 4-door Double Cab Long Box 4x4	Vortec 6.0L V8	4.10	4,267	13,900	13,900
	Duramax 6.6L Turbo-Diesel V8	3.73	4,036	14,500	17,200
3500HD 4-door Double Cab Long Box 2WD Dually	Vortec 6.0L V8	4.10	6,235	13,800	13,800
	Duramax 6.6L Turbo-Diesel V8	3.73	5,404	20,000	23,200
3500HD 4-door Double Cab Long Box 4x4 Dually	Vortec 6.0L V8	4.10	5,955	13,600	13,500
	Duramax 6.6L Turbo-Diesel V8	3.73	5,124	20,000	22,900

MODEL	ENGINE	AXLE RATIO	MAX PAYLOAD <sup>1</sup>	MAX CONVENTIONAL TOWING <sup>2</sup>	MAX FIFTH- WHEEL/ GOOSENECK TOWING <sup>2</sup>
CREW CAB					
2500HD Crew Cab Standard Box 2WD	Vortec 6.0L V8	4.10	3,233	13,000	14,300
	Duramax 6.6L Turbo-Diesel V8	3.73	2,803	13,000	15,400
2500HD Crew Cab Standard Box 4x4	Vortec 6.0L V8	4.10	2,943	13,000	14,000
	Duramax 6.6L Turbo-Diesel V8	3.73	2,513	13,000	13,500
2500HD Crew Cab Long Box 2WD	Vortec 6.0L V8	4.10	3,141	14,300	14,200
	Duramax 6.6L Turbo-Diesel V8	3.73	2,711	14,500	14,800
2500HD Crew Cab Long Box 4x4	Vortec 6.0L V8	4.10	3,186	13,900	13,900
	Duramax 6.6L Turbo-Diesel V8	3.73	2,356	14,500	12,400
3500HD Crew Cab Standard Box 2WD	Vortec 6.0L V8	4.10	4,052	13,000	14,200
	Duramax 6.6L Turbo-Diesel V8	3.73	3,821	13,000	17,500
3500HD Crew Cab Standard Box 4x4	Vortec 6.0L V8	4.10	4,058	13,000	13,900
	Duramax 6.6L Turbo-Diesel V8	3.73	3,927	13,000	17,200
3500HD Crew Cab Long Box 2WD	Vortec 6.0L V8	4.10	4,124	14,100	14,000
	Duramax 6.6L Turbo-Diesel V8	3.73	3,993	14,500	17,400
3500HD Crew Cab Long Box 4x4	Vortec 6.0L V8	4.10	4,074	13,700	13,700
	Duramax 6.6L Turbo-Diesel V8	3.73	3,843	15,000	17,000
3500HD Crew Cab Long Box 2WD Dually	Vortec 6.0L V8	4.10	6,112	13,700	13,700
	Duramax 6.6L Turbo-Diesel V8	3.73	5,281	20,000	23,100
3500HD Crew Cab Long Box 4x4 Dually	Vortec 6.0L V8	4.10	5,761	13,400	13,300
	Duramax 6.6L Turbo-Diesel V8	3.73	4,930	20,000	22,700

<sup>1</sup> These maximum payload ratings are intended for comparison purposes only. Before you buy a vehicle or use it to haul people or cargo, carefully review the Vehicle Loading section of the Owner's Manual and check the carrying capacity of your specific vehicle on the label on the inside of the driver door jamb. <sup>2</sup> Before you buy a vehicle or use it for trailering, carefully review the Trailering section of the Owner's Manual. The weight of passengers, cargo and options or accessories may reduce the amount you can tow.



SELECT VEHICLE FEATURES

SILVERADO HD WT	WT includes:
Vortec 6.0L V8 engine with Variable Valve Timing	
6-speed electronically controlled heavy-duty automatic transmission with overdrive, Tow/Haul mode, cruise grade braking and powertrain grade braking <sup>1</sup>	
Auxiliary external transmission oil cooler and external engine oil cooler	
Heavy-duty automatic locking rear differential	
4-wheel antilock disc brakes with Duralife™ brake rotors	
Trailer Package <sup>2</sup> and integrated trailer brake controller (3500HD models)	
Air bags: <sup>3</sup> single-stage frontal and thorax side-impact for driver and front passenger and head-curtain side-impact for front and rear outboard seating positions (2500HD Crew Cab models); single-stage frontal for driver, dual-stage frontal for front passenger, thorax seat-mounted side-impact for driver and front passenger, head-curtain side-impact for front and rear outboard seating positions, Passenger Sensing System with infant-only suppression for front passenger, and passenger safety belt reminder status displayed on overhead console (2500HD 4-door Double Cab and Regular Cab models); single-stage frontal driver and front passenger (3500HD models)	
StabiliTrak Electronic Stability Control System with Proactive Roll Avoidance and Traction Control; includes electronic Trailer Sway Control and Hill Start Assist	
Teen Driver technology	
Daytime running lamps with automatic exterior lamp control	
Halogen projector-beam headlamps	
Outside manual Black mirrors (2500HD models)	
Outside high-visibility vertical Black trailering mirrors, manual-folding and manual-extending, with lower convex spotter glass (3500HD models)	
Chrome grille surround	
Chrome front bumper and chrome CornerStep rear bumper	
Black recovery hooks	
Black door handles	
Locking tailgate	
Tailgate and bed rail protection caps	
Capless fuel fill (gasoline engines)	
17" painted-steel wheels (2500HD models)	
18" painted-steel wheels (3500HD SRW models)	
17" painted-steel wheels (3500HD DRW models)	
AM/FM stereo with 4.2-inch diagonal color display, USB port <sup>4</sup> and auxiliary input jack	
Driver Information Center with 3.5-inch diagonal monochromatic display	
Single-zone climate control with air conditioning	
Cruise control	
Power door locks	
Front 40/20/40 reclining split-bench 3-passenger seat with outboard head restraints and center fold-down armrest with storage; cloth seat includes manual-adjustable driver lumbar control	
Rear full-width folding 3-passenger bench seat (4-door Double Cab models)	
Rear 60/40 split-folding 3-passenger bench seat (Crew Cab models)	
Driver and front passenger assist handles on A-pillars	
Graphite-color rubberized vinyl flooring	
Power windows with express-down and driver express-up/-down (4-door Double Cab and Crew Cab models)	

SILVERADO HD LT	In addition to or replacing WT features, LT includes:
Digital Steering Assist (4-door Double Cab diesel and Crew Cab models)	
OnStar Guidance Plan <sup>5</sup> (standard for the first three months, trial excludes Hands-Free Calling minutes), includes Automatic Crash Response and Turn-by-Turn Navigation	
Outside heated power-adjustable body-color mirrors with driver spotter mirror (2500HD models)	
Outside heated power-adjustable vertical Black trailering mirrors, upper glass, manual-folding and manual-extending, with integrated turn signal indicators, auxiliary cargo lamp for backing up and amber auxiliary clearance lamp (3500HD models)	
Body-color bodyside moldings	
Body-color door handles	
EZ Lift & Lower tailgate	
Remote locking tailgate	
Rear wheelhouse liners (2500HD models and 3500HD 4-door Double Cab and Crew Cab models; not available with DRW)	
17" machined-aluminum wheels (2500HD models)	
18" chromed-aluminum wheels (3500HD SRW models)	
17" painted-steel wheels with chrome overlay and center caps (3500HD DRW models)	
Rear vision camera with dynamic guiding lines	
Chevrolet MyLink <sup>6</sup> Radio with 8-inch diagonal color touch-screen display	
Single-slot CD/MP3 player	
HD Radio <sup>®</sup>	
SiriusXM Satellite Radio <sup>7</sup> All Access Package with 3-month trial subscription	
OnStar 4G LTE and built-in Wi-Fi <sup>®</sup> hotspot for up to seven devices <sup>8</sup> ; includes data trial for 3 months or 3 GB (whichever comes first)	
Driver Information Center with 4.2-inch diagonal multi-color display	
Leather-wrapped steering wheel with steering wheel-mounted controls for audio and cruise	
Remote Keyless Entry	
Front 40/20/40 reclining split-bench 3-passenger seat with manual-adjustable driver lumbar control, outboard head restraints, center fold-down armrest with storage, lockable storage compartment in seat cushion and storage pockets	
Driver and front passenger visors with illuminated vanity mirrors	
Color-keyed carpeting with rubberized vinyl floor mats (4-door Double Cab and Crew Cab models include second-row floor mats)	
Power windows with express-down and driver express-up/-down (Regular Cab models)	
Deep-tinted rear windows (4-Door Double Cab and Crew Cab models)	

<sup>1</sup> Requires Vortec 6.0L V8 engine. <sup>2</sup> Not available with pickup box delete or rear bumper delete. <sup>3</sup> A NOTE ON CHILD SAFETY: Always use safety belts and the correct child restraint for your child's age and size, even with air bags. Even in vehicles equipped with the Passenger Sensing System, children are safer when properly secured in a rear seat in the appropriate infant, child or booster seat. Never place a rear-facing infant restraint in the front seat of any vehicle equipped with an active frontal air bag. See the Owner's Manual and the child safety seat instructions for more safety information. <sup>4</sup> Not compatible with all devices. <sup>5</sup> Visit onstar.com for coverage map, details and system limitations. OnStar acts as a link to existing emergency service providers. <sup>6</sup> MyLink functionality varies by model. Full functionality requires compatible Bluetooth and smartphone, and USB connectivity for some devices. Map coverage available in the United States, Puerto Rico and Canada. <sup>7</sup> If you decide to continue service after your trial, the subscription plan you choose will automatically renew thereafter and you will be charged according to your chosen payment method at then-current rates. Fees and taxes apply. To cancel you must call SiriusXM at 1-866-635-2349. See SiriusXM Customer Agreement for complete terms at siriusxm.com. All fees and programming subject to change. <sup>8</sup> Requires a compatible mobile device, active OnStar service and data plan. 4G LTE service available in select markets. Visit onstar.com for coverage map, details and system limitations. Data plans provided by AT&T.



SELECT VEHICLE FEATURES

SILVERADO HD LTZ In addition to or replacing LT features, LTZ includes:

Trailer Package <sup>1</sup> and integrated trailer brake controller
Outside heated power-adjustable power-folding mirrors with chrome caps, integrated turn signal indicators and puddle lamps; includes driver-side auto-dimming feature and driver spotter mirror (2500HD models)
Outside heated power-adjustable vertical chrome trailer mirrors, memory-equipped, upper glass, power-folding and manual-extending, with integrated turn signal indicators, auxiliary cargo lamp for backing up and amber auxiliary clearance lamp (3500HD models)
Chrome bodyside moldings
Chrome door handles
6" chrome rectangular assist steps (2500HD and 3500HD models with available Duramax 6.6L Turbo-Diesel engine)
Foglamps
18" chromed-aluminum wheels (2500HD models)
Remote vehicle starter system
Dual-zone automatic climate control
Auto-dimming inside rearview mirror
Power-sliding rear window <sup>2</sup>
Rear-window defogger
110-volt power outlet
Manual tilt and telescoping steering column
Theft-deterrent system, unauthorized entry
Universal Home Remote <sup>2</sup>
Front 40/20/40 leather-appointed split-bench 3-passenger seat with adjustable outboard head restraints and center fold-down armrest with storage; includes heated seat cushions and seatbacks, 10-way power driver and right-front passenger seat adjusters with power recline and power lumbar control, and driver 2-position memory

SILVERADO HIGH COUNTRY In addition to or replacing LTZ features, High Country includes:

Driver Alert Package: Forward Collision Alert, Lane Departure Warning, Safety Alert Driver Seat, and Front and Rear Park Assist
Body-color front bumper and body-color CornerStep rear bumper
Spray-in bedliner
4 movable cargo tie-downs
20" chromed-aluminum wheels (2500HD models)
18" chromed-aluminum wheels (3500HD SRW models)
17" polished-aluminum wheels (3500HD DRW models)
6" chrome rectangular assist steps
Chevrolet MyLink <sup>3</sup> Radio with Navigation and 8-inch diagonal color touch-screen display
Bose® premium 7-speaker audio system
Wireless charging pad <sup>4</sup>
Full-feature heated and ventilated perforated leather-appointed front bucket seats with 12-way power driver and front passenger seat adjusters including 4-way power lumbar adjusters
Floor-mounted console with reconfigurable cup holders, cell phone storage, power cord management and hanging file holder capability
Heated leather-wrapped steering wheel
Power-adjustable pedals
Bright doorsill plates
Carpeted front and rear floor mats

<sup>1</sup> Not available with pickup box delete or rear bumper delete. <sup>2</sup> Removed when Snow Plow Prep Package or provisions for roof-mounted lamp are ordered. <sup>3</sup> MyLink functionality varies by model. Full functionality requires compatible Bluetooth and smartphone, and USB connectivity for some devices. Map coverage available in the United States, Puerto Rico and Canada. <sup>4</sup> The system wirelessly charges one PMA- or Qi-compatible mobile device. Some devices require an adaptor or back cover. To check for phone or other device compatibility, visit my.chevrolet.com/learn for details.



ENGINES

VORTEC 6.0L V8    Standard on all 2500HD and 3500HD models

Variable Valve Timing
6-speed automatic transmission
360 hp @ 5400 rpm
380 lb.-ft. of torque @ 4200 rpm
Max payload 3500HD 2WD DRW: 7,153 lbs. <sup>1,2</sup>
Max trailering 2500HD 2WD: 14,800 lbs. <sup>3,4</sup>
Max trailering 3500HD 2WD: 14,600 lbs. <sup>3,5</sup>

DURAMAX 6.6L TURBO-DIESEL V8    Available on all 2500HD and 3500HD HD models

Variable Valve Timing
Allison® 1000 Series 6-speed automatic transmission
445 hp @ 2800 rpm
910 lb.-ft. of torque @ 1600 rpm
Max payload 3500HD 4x4 DRW: 5,518 lbs. <sup>1,2</sup>
Max trailering 2500HD 2WD: 18,100 lbs. <sup>3,4</sup>
Max trailering 3500HD 4x4: 23,300 lbs. <sup>3,6</sup>

<sup>1</sup> These maximum payload ratings are intended for comparison purposes only. Before you buy a vehicle or use it to haul people or cargo, carefully review the Vehicle Loading section of the Owner's Manual and check the carrying capacity of your specific vehicle on the label on the inside of the driver door jamb. <sup>2</sup> Requires 3500HD Regular Cab. <sup>3</sup> Before you buy a vehicle or use it for trailering, carefully review the Trailering section of the Owner's Manual. The weight of passengers, cargo and options or accessories may reduce the amount you can tow. <sup>4</sup> Requires 2500HD Regular Cab with available fifth-wheel trailer hitch. <sup>5</sup> Requires 3500HD Regular Cab with available fifth-wheel trailer hitch. <sup>6</sup> Requires 3500HD Regular Cab 4x4 DRW with available fifth-wheel trailer hitch.



AVAILABLE PACKAGES

● STANDARD ○ AVAILABLE – NOT AVAILABLE

	WT	LT	Ltz	HIGH COUNTRY
MECHANICAL				
Duramax Plus Package: Duramax 6.6L Turbo-Diesel V8 engine, Allison 1000 Series 6-speed automatic transmission, 3.73 rear axle ratio, engine block heater, exhaust brake, chrome recovery hooks; LTZ models also include LTZ Plus Package, heated leather-wrapped steering wheel, and Chevrolet MyLink <sup>1</sup> Radio with Navigation and 8-inch diagonal color touch-screen display (Crew Cab Models)	—	—	○ <sup>2</sup>	○
Vortec Plus Package: Z71 Off-Road Package, outside heated power-adjustable vertical chrome trailering mirrors, 20" 5-spoke polished-aluminum wheels, front full-feature leather-appointed bucket seats and LTZ Plus Package (2500HD 4x4 models)	—	—	○ <sup>3</sup>	—
Snow Plow Prep Package: Power feed for backup and roof emergency light, 220-amp alternator with gas or diesel engine, forward lamp wiring harness, provisions for cab roof-mounted lamp/beacon, underbody shields and heavy-duty front springs (4x4 models)	○ <sup>4</sup>	○ <sup>4</sup>	○ <sup>5</sup>	○ <sup>5</sup>
Fifth-Wheel/Gooseneck Prep Package: Hitch platform to accept gooseneck ball hitch, drilled box holes (caps installed) and box-mounted trailer harness	○ <sup>2,6</sup>	○ <sup>2,6</sup>	○ <sup>2,6</sup>	○ <sup>6</sup>
INTERIOR				
WT Convenience Package: Deep-tinted glass, 110-volt power outlet, Remote Keyless Entry, remote locking tailgate, rear vision camera <sup>7</sup> and outside heated power-adjustable mirrors; Regular Cab models also include power windows	○ <sup>8</sup>	—	—	—
LT Convenience Package: Halogen foglamps, 10-way power driver-seat adjuster with bench seat, remote vehicle starter system, manual tilt and telescopic steering column, rear-window defogger and 110-volt power outlet; Crew Cab and 4-door Double Cab models also include dual-zone climate control	—	○ <sup>9</sup>	—	—
LT Plus Package: Universal Home Remote; <sup>10</sup> Rear Park Assist; <sup>2</sup> power-adjustable pedals and power-sliding rear window <sup>10</sup> with defogger (Crew Cab and 4-door Double Cab models)	—	○	—	—
LTZ Plus Package: Power-adjustable pedals, leather-wrapped heated steering wheel, Bose <sup>®</sup> premium 7-speaker audio system (6-speaker with bench seat), and Front and Rear Park Assist (Crew Cab and 4-door Double Cab models)	—	—	○ <sup>2,11</sup>	—
Driver Alert Package: Lane Departure Warning, Forward Collision Alert, Safety Alert Driver Seat, and Front and Rear Park Assist (3500HD models require available air bags)	—	○ <sup>2,12</sup>	○ <sup>13,14</sup>	●

	WT	LT	Ltz	HIGH COUNTRY
EXTERIOR				
Z71 Off-Road Package: Rancho <sup>®</sup> brand twin-tube shocks, all-terrain tires, Hill Descent Control, underbody shields, Z71 pickup box decals, brushed-metal Z71 doorsill plate, and unique Z71 gauge cluster, interior trim plates and grille design with Z71 badge (4x4 models)	—	○ <sup>15,16</sup>	○ <sup>15,17</sup>	—
Alaskan Edition: 18" Black aluminum wheels, Goodyear Wrangler DuraTrac <sup>®</sup> tires, Snow Plow Prep Package, amber roof marker lamps, spray-in bedliner and unique decal package (2500HD and 3500HD 4x4 SRW models)	○ <sup>18</sup>	○ <sup>18</sup>	—	—
All Star Edition: 4" round chrome tubular assist steps, halogen foglamps, 10-way power driver-seat adjuster with bench seat, dual-zone climate control, remote vehicle starter system, rear-window defogger, manual tilt and telescopic steering column and 110-volt power outlet (Crew Cab and 4-door Double Cab models)	—	○ <sup>19,20,21</sup>	—	—
Texas Edition: 4" round chrome tubular assist steps, halogen foglamps, 10-way power driver-seat adjuster with bench seat, dual-zone climate control, remote vehicle starter system, rear-window defogger, manual tilt and telescopic steering column, 110-volt power outlet and Texas Edition badging (Crew Cab and 4-door Double Cab models)	—	○ <sup>21,22,23</sup>	—	—
Midnight Edition: Appearance Package, Front and Rear Park Assist, Black grille with chrome bars, Black front and rear bumpers, projector-beam headlamps with Black bezels, halogen foglamps, spray-in bedliner, front and rear Black bowtie emblems, 18" Black aluminum wheels, 18" Goodyear Wrangler DuraTrac tires, Black 4" round tubular assist steps, and outside heated power-adjustable vertical camper mirrors with driver spotter mirror; LTZ models also include Black bodyside moldings, door handles and mirror caps (late availability on 3500HD LTZ models)	—	○ <sup>23</sup>	○ <sup>24</sup>	—
Custom Sport Edition: Appearance Package, Front and Rear Park Assist, body-color grille with chrome bars, body-color front and rear bumpers, spray-in bedliner, and 20" polished-aluminum wheels (2500HD models), 18" chrome-aluminum wheels (3500HD SRW models) or 17" forged polished-aluminum wheels (3500HD DRW models); LT models also include halogen foglamps and chrome bodyside moldings, door handles and mirror caps	—	○ <sup>25</sup>	○ <sup>25</sup>	—
Silverado HD Custom: 20" polished-aluminum wheels, Trailering Package, trailer brake controller, chrome door handles and mirror caps, outside heated power-adjustable mirrors, spray-in bedliner, Remote Keyless Entry, remote locking tailgate, rear vision camera, deep-tinted glass, 110-volt power outlet, Chevrolet MyLink <sup>1</sup> Radio with 7-inch diagonal color touch-screen display and OnStar <sup>26</sup> (2500HD 4-door Double Cab models)	○ <sup>27</sup>	—	—	—

<sup>1</sup> MyLink functionality varies by model. Full functionality requires compatible Bluetooth and smartphone, and USB connectivity for some devices. Map coverage available in the United States, Puerto Rico and Canada. <sup>2</sup> Not available with pickup box delete or rear bumper delete. <sup>3</sup> Requires Vortec 6.0L V8 engine. <sup>4</sup> Included with available Alaskan Edition. Not available with Universal Home Remote. Upgradable to 150-amp and 220-amp dual alternators with Duramax 6.6L Turbo-Diesel V8 engine. <sup>5</sup> Not available with power sunroof or Universal Home Remote. Upgradable to 150-amp and 220-amp dual alternators with Duramax 6.6L Turbo-Diesel V8 engine. <sup>6</sup> Requires bumper hitch, spray-in bedliner and trailering mirrors. Not available with drop-in bed mat, drop-in bedliner or bed rug. <sup>7</sup> Removed when pickup box delete is ordered. <sup>8</sup> Upgradable to outside heated power-adjustable vertical trailering mirrors on 2500HD models. Not available with manual mirrors. <sup>9</sup> Not available with Texas Edition or All Star Edition. <sup>10</sup> Not available with provisions for cab roof-mounted lamp or Snow Plow Prep Package. <sup>11</sup> Included with available Duramax Plus Package. <sup>12</sup> Requires Regular Cab model and 40/20/40 split-bench seat with Jet Black cloth interior trim and available LT Convenience Package. <sup>13</sup> Included with available Texas Edition or All Star Edition. <sup>14</sup> Requires available full-feature heated and ventilated perforated leather-appointed front bucket seats. <sup>15</sup> Not available with pickup box delete. <sup>16</sup> Requires all-terrain tires. Requires Trailering Package on 2500HD models. Not available on 3500HD DRW models. Also includes halogen foglamps. <sup>17</sup> Requires all-terrain tires. Not available on 3500HD DRW models. <sup>18</sup> Requires Graphite-color rubberized-vinyl floor covering. <sup>19</sup> Not available with Texas Edition. <sup>20</sup> Requires Trailering Package and integrated trailer brake controller. <sup>21</sup> Not available with Duramax 6.6L Turbo-Diesel V8 engine, LT Convenience Package, Midnight Edition, 6" rectangular chrome tubular assist step delete, pickup box delete, rear bumper delete, 4" round Black tubular assist steps, and any SEO options. <sup>22</sup> Not available with All Star Edition. <sup>23</sup> Requires 2500HD Crew Cab 4x4 model, available Z71 Off-Road Package and Black exterior color. Not available with Custom Sport Edition, 20" polished-aluminum wheels with Dark Argent Metallic-painted pockets, off-road assist steps, 6" chrome rectangular assist steps, or 4" chrome tubular assist steps. <sup>24</sup> Requires 2500HD or 3500HD Crew Cab 4x4 model, available Z71 Off-Road Package and Black exterior color. Not available with Custom Sport Edition, 20" polished-aluminum wheels with Dark Argent Metallic-painted pockets, off-road assist steps, 6" chrome rectangular assist steps, or 4" chrome tubular assist steps. <sup>25</sup> 2500HD requires Crew Cab model with 20" all-terrain tires. Requires Black or Summit White exterior colors. Not available with All-Star Edition, Texas Edition or pickup box delete. <sup>26</sup> polished-aluminum wheels with Dark Argent Metallic-painted pockets are available on 2500HD models with Black exterior paint. <sup>28</sup> Visit onstar.com for coverage map, details and system limitations. OnStar acts as a link to existing emergency service providers. <sup>27</sup> Requires all-terrain tires. Not available with Duramax 6.6L Turbo-Diesel V8 engine, manual-adjustable vertical camper-style mirrors, pickup box delete or WT Convenience Package.



SPECIFICATIONS

● STANDARD ○ AVAILABLE – NOT AVAILABLE

	WT	LT	L7Z	HIGH COUNTRY
EXTERIOR				
Bedliner: Spray-in	○ <sup>1</sup>	○ <sup>1</sup>	○ <sup>1</sup>	●
Pickup box delete	○ <sup>2,3</sup>	○ <sup>2,3</sup>	○ <sup>2,3</sup>	–
Rear vision camera	○ <sup>4,5</sup>	● <sup>5</sup>	● <sup>5</sup>	●
Roof marker lamps: Smoked Amber (standard on 3500HD DRW models)	○	○	○	○
Underbody shield: Frame mounted	○	○	○	○
Cargo box LED lighting: Under rail	○ <sup>6</sup>	○ <sup>6</sup>	○ <sup>6</sup>	○ <sup>6</sup>
Cargo box tie-downs: Lower	●	●	●	●
Upper	○ <sup>6</sup>	○ <sup>6</sup>	○ <sup>6</sup>	●
Outside mirrors (2500HD): Manual, Black	●	–	–	–
Heated power-adjustable, Black	○ <sup>7</sup>	–	–	–
Heated power-adjustable, body-color	–	●	–	–
Heated power-adjustable, power-folding and driver-side auto-dimming, chrome caps, with integrated turn signal indicators and puddle lamps	–	–	●	●
High-visibility vertical trailering, Black, manual-folding and manual-extending with lower convex spotter glass	○ <sup>7</sup>	–	–	–
Heated power-adjustable vertical trailering, Black, upper glass, manual-folding and manual-extending, with integrated turn signal indicators, auxiliary cargo lamp for backing up and amber auxiliary clearance lamp	○ <sup>7</sup>	○ <sup>8</sup>	–	–
Heated power-adjustable vertical trailering, chrome, memory-equipped, upper glass, power-folding and manual-extending, with integrated turn signal indicators, auxiliary cargo lamp for backing up and amber auxiliary clearance lamp	–	–	○ <sup>9</sup>	○
Outside mirrors (3500HD): High-visibility vertical trailering, Black, manual-folding and manual-extending, with lower convex spotter glass	●	–	–	–
Heated power-adjustable vertical trailering, Black, upper glass, manual-folding and manual-extending, with integrated turn signal indicators, auxiliary cargo lamp for backing up and amber auxiliary clearance lamp	○ <sup>7</sup>	●	–	–
Heated power-adjustable vertical trailering, chrome, memory-equipped, upper glass, power-folding and manual-extending, with integrated turn signal indicators, auxiliary cargo lamp for backing up and amber auxiliary clearance lamp	–	–	● <sup>9</sup>	●
ENGINE/CHASSIS				
Engine: Vortec 6.0L V8 with Variable Valve Timing (VVT), Sequential Fuel Injection (SFI) and E85 capability; <sup>10</sup> 360 hp @ 5400 rpm, 380 lb.-ft. of torque @ 4200 rpm (includes capless fuel fill except when pickup box delete is ordered)	●	●	●	●
Duramax 6.6L Turbo-Diesel V8, B20 biodiesel-compatible, 445 hp @ 2800 rpm, 910 lb.-ft. of torque @ 1600 rpm (includes capped fuel fill)	○ <sup>11</sup>	○ <sup>11</sup>	○ <sup>12</sup>	○ <sup>13</sup>

**1** Not available with pickup box delete or drop-in bedliner. **2** Requires Long Box. **3** Not available with rear vision camera. **4** Requires available WT Convenience Package or Silverado HD Custom. **5** Removed when pickup box delete is ordered. **6** Not available with pickup box delete. **7** Requires available WT Convenience Package or Silverado HD Custom and includes auto-dimming inside rearview mirror. **8** Includes auto-dimming inside rearview mirror. **9** Mirror caps are Black with available Midnight Edition. **10** Go to [chevrolet.com/biofuels](http://chevrolet.com/biofuels) to see if there is an E85 fuel station near you. Does not include E85 compatibility with pickup box delete. **11** Requires Allison 1000 Series 6-speed automatic transmission and 3.73 rear axle ratio. Includes exhaust brake and engine block heater. **12** Requires available Duramax Plus Package on Crew Cab models. Requires Allison 1000 Series 6-speed automatic transmission and 3.73 rear axle ratio on 4-door Double Cab models. Includes exhaust brake and engine block heater. **13** Requires available Duramax Plus Package. Includes exhaust brake and engine block heater. **14** Requires available Z71 Off-Road Package. **15** Standard on Crew Cab models and 4-door Double Cab models with available Duramax 6.6L Turbo-Diesel V8 engine. Not available on Regular Cab models. **16** Requires Vortec 6.0L V8 engine. **17** Requires available Duramax 6.6L Turbo-Diesel V8 engine. **18** Included with Silverado HD Custom. **19** Not available with pickup box delete or rear bumper delete. **20** Standard on 3500HD models. **21** Included with available Texas Edition or All Star Edition. **22** Requires available Trailering Package. Not available with pickup box delete. **23** A NOTE ON CHILD SAFETY: Always use safety belts and the correct child restraint for your child's age and size, even with air bags. Even in vehicles equipped with the Passenger Sensing System, children are safer when properly secured in a rear seat in the appropriate infant, child or booster seat. Never place a rear-facing infant restraint in the front seat of any vehicle equipped with an active frontal air bag. See the Owner's Manual and the child safety seat instructions for more safety information. **24** Requires available Driver Alert Package. **25** Visit [onstar.com](http://onstar.com) for coverage map, details and system limitations. OnStar acts as a link to existing emergency service providers. **26** Requires available Chevrolet MyLink Radio with 7-inch diagonal color touch-screen display. **27** Crew Cab and 4-door Double Cab models require available LT Plus Package. Free flow on Regular Cab models. Not available with pickup box delete or rear bumper delete. **28** Crew Cab models require available Midnight Edition or Custom Sport Edition. Regular Cab models require available Driver Alert Package.

	WT	LT	L7Z	HIGH COUNTRY
ENGINE/CHASSIS (CONTINUED)				
Hill Descent Control	–	○ <sup>14</sup>	○ <sup>14</sup>	–
Steering: Power, with Digital Steering Assist	–	○ <sup>15</sup>	○ <sup>15</sup>	●
4x4 Transfer Case: Floor-mounted shifter	○	–	–	–
Electronic shift with rotary dial controls	–	○	○	○
Transmission: 6-speed automatic, heavy-duty, electronically controlled with overdrive, Tow/Haul mode, cruise grade braking and powertrain grade braking	● <sup>16</sup>	● <sup>16</sup>	● <sup>16</sup>	● <sup>16</sup>
Allison® 1000 Series 6-speed automatic, electronically controlled with overdrive, electronic engine grade braking and Tow/Haul mode	○ <sup>17</sup>	○ <sup>17</sup>	○ <sup>17</sup>	○ <sup>17</sup>
Trailering Package: Trailering hitch platform (2.5" with a 2.0" insert for HD), 7-wire harness with independent fused trailering circuits mated to a 7-way sealed connector, and 4-way connector for use on trailers without brakes	○ <sup>18,19,20</sup>	○ <sup>19,20,21</sup>	● <sup>19</sup>	●
Integrated trailer brake controller (2500HD models)	○ <sup>6</sup>	○ <sup>6</sup>	●	●
Integrated trailer brake controller (3500HD models)	●	●	●	●
Trailer wiring provisions for camper, fifth-wheel and gooseneck trailers	○ <sup>22</sup>	○ <sup>22</sup>	○ <sup>22</sup>	○ <sup>22</sup>
SAFETY & SECURITY				
Air bags <sup>23</sup> (2500HD): Single-stage frontal and thorax side-impact for driver and front passenger, and head-curtain side-impact for front and rear outboard seating positions (Crew Cab models)	●	●	●	●
Single-stage frontal for driver and dual-stage frontal for front passenger; thorax seat-mounted side-impact for driver and front passenger, and head-curtain side-impact for front and rear outboard seating positions; includes Passenger Sensing System with infant-only suppression for passenger and passenger safety belt reminder status displayed on overhead console (Regular Cab and 4-door Double Cab models)	●	●	●	●
Air bags <sup>23</sup> (3500HD): Single-stage frontal for driver and right-front passenger	●	●	●	●
Single-stage frontal and thorax side-impact for driver and right-front passenger, and head-curtain side-impact for front and rear outboard seating positions	○	○	○	●
Forward Collision Alert	–	○ <sup>24</sup>	○ <sup>24</sup>	●
Lane Departure Warning	–	○ <sup>24</sup>	○ <sup>24</sup>	●
OnStar Guidance Plan <sup>25</sup> (standard for the first three months, trial excludes Hands-Free Calling minutes), includes Automatic Crash Response and Turn-by-Turn Navigation	○ <sup>26</sup>	●	●	●
Park Assist: Rear	–	○ <sup>27</sup>	–	–
Front and Rear	–	○ <sup>28</sup>	○	●
Remote keyless entry	○ <sup>4</sup>	●	●	●



SPECIFICATIONS

● STANDARD ○ AVAILABLE – NOT AVAILABLE

	WT	LT	L TZ	HIGH COUNTRY
SAFETY & SECURITY (CONTINUED)				
Remote locking tailgate	○ <sup>1</sup>	●	●	●
Remote vehicle starter system	–	○	●	●
Safety Alert Driver Seat	–	○ <sup>2</sup>	○ <sup>2</sup>	●
Teen Driver technology	●	●	●	●
Theft-deterrent system: Unauthorized entry	–	○ <sup>3</sup>	●	●
INTERIOR				
Sunroof: Power (Crew Cab models)	–	–	○ <sup>4</sup>	○ <sup>4</sup>
Steering column: Tilt-wheel manual with theft-deterrent locking feature	●	●	–	–
Manual tilt and telescoping	–	○ <sup>5</sup>	●	●
Heated steering wheel	–	–	○ <sup>6</sup>	●
Wireless charging pad <sup>7</sup> (Crew Cab and 4-door Double Cab models)	–	○ <sup>8</sup>	○ <sup>9</sup>	●
SEATING				
Front 40/20/40 split-bench seat, 3-passenger, includes driver and front passenger recline, outboard head restraints and center fold-down armrest with storage (manual-adjustable driver lumbar control with cloth and fixed lumbar with vinyl)	●	–	–	–
Front 40/20/40 split-bench seat (available in cloth or leather), 3-passenger, includes driver and front passenger recline, outboard head restraints, center fold-down armrest with storage, manual-adjustable driver lumbar control, lockable storage compartment in seat cushion and storage pockets	–	●	–	–
Front cloth buckets with heated seat cushions and seatbacks, includes 10-way power driver and 6-way power front passenger seat adjusters with power recline and power lumbar control, adjustable head restraints, floor console, storage pockets and wireless charging pad <sup>7</sup> (4-Door Double Cab and Crew Cab models)	–	○ <sup>10</sup>	–	–
Front 40/20/40 leather-appointed split-bench seat, 3-passenger, with heated seat cushions and seatbacks, includes 10-way power driver and front passenger seat adjusters with power recline and power lumbar control, 2-position driver memory and adjustable outboard head restraints	–	–	○	–
Front full-feature leather-appointed buckets with heated seat cushions and seatbacks, includes 10-way power driver and front passenger seat adjusters with 2-way power lumbar control, 2-position driver memory, adjustable head restraints, floor console, storage pockets and wireless charging pad <sup>7</sup>	–	–	○	●

	WT	LT	L TZ	HIGH COUNTRY
SEATING (CONTINUED)				
Rear full-width folding bench, 3-passenger (4-Door Double Cab models)	●	–	–	–
Rear 60/40 folding bench	● <sup>10</sup>	● <sup>11</sup>	●	●
Heated driver and front passenger seats	–	○	●	–
Heated and ventilated perforated leather-appointed front buckets	–	–	○	●
ENTERTAINMENT				
AM/FM stereo with 4.2-inch diagonal color display, USB port <sup>12</sup> and auxiliary input jack	●	–	–	–
Chevrolet MyLink <sup>13</sup> Radio with 7-inch diagonal color touch-screen display, AM/FM stereo and Bluetooth <sup>®</sup> audio streaming <sup>14</sup> for select phones	○ <sup>15, 16</sup>	–	–	–
Chevrolet MyLink <sup>13</sup> Radio with 8-inch diagonal color touch-screen display, AM/FM stereo with seek-scan and digital clock, Bluetooth audio streaming <sup>14</sup> for select phones, USB ports <sup>12</sup> , auxiliary input jack, and voice-activated technology for radio and phone	–	●	●	–
Chevrolet MyLink <sup>13</sup> Radio with Navigation and 8-inch diagonal color touch-screen display, AM/FM stereo with seek-scan and digital clock, Bluetooth audio streaming <sup>14</sup> for select phones, USB ports <sup>12</sup> , auxiliary input jack, and voice-activated technology for radio and phone	–	○	○	●
HD Radio <sup>®</sup>	–	●	●	●
Single-slot CD/MP3 player	–	●	● <sup>17</sup>	● <sup>17</sup>
4-speaker audio system (Regular Cab models)	●	–	–	–
6-speaker audio system (4-door Double Cab and Crew Cab models)	● <sup>18</sup>	●	●	–
Bose <sup>®</sup> premium 6-speaker audio system (7-speaker system including subwoofer with bucket seats)	–	○ <sup>19</sup>	○ <sup>20</sup>	●
Rear-Seat Entertainment Package: Rear-seat DVD/Blu-ray <sup>®</sup> player with 9.2-inch diagonal LCD display, two sets of wireless headphones and A/V remote control	–	–	○ <sup>21</sup>	○
SiriusXM Satellite Radio <sup>22</sup> All Access Package with 3-month trial subscription	○ <sup>23</sup>	●	●	●
Bluetooth <sup>14</sup> personal cell phone connectivity to vehicle audio system	○ <sup>23</sup>	●	●	●
OnStar Basic Plan <sup>24</sup> for five years includes select features of the myChevrolet mobile app <sup>25</sup> including remote start (if equipped), door lock or unlock, honk your horn and flash your lights, and send destinations to your Chevrolet MyLink <sup>13</sup> navigation screen (if equipped). Limited OnStar services include Advanced Diagnostics and Dealer Maintenance Notification	○ <sup>23</sup>	●	●	●
OnStar 4G LTE and built-in Wi-Fi <sup>®</sup> hotspot for up to seven devices; <sup>26</sup> includes data trial for 3 months or 3 GB (whichever comes first)	○ <sup>23</sup>	●	●	●

**1** Requires available Remote Keyless Entry. **2** Requires available Driver Alert Package. **3** Requires available remote vehicle starter system. **4** Not available with provisions for cab roof-mounted lamp or Snow Plow Prep Package. **5** Requires available LT Convenience Package, Texas Edition or All Star Edition. **6** Requires available LTZ Plus Package or Duramax Plus Package. **7** The system wirelessly charges one PMA- or Qi-compatible mobile device. Some devices require an adaptor or back cover. To check for phone or other device compatibility, visit my.chevrolet.com/learn for details. **8** Requires available front bucket seats. **9** Requires available full-feature leather-appointed front bucket seats. **10** Requires Crew Cab model. **11** Requires 4-Door Double Cab or Crew Cab models. **12** Not compatible with all devices. **13** MyLink functionality varies by model. Full functionality requires compatible Bluetooth and smartphone, and USB connectivity for some devices. Map coverage available in the United States, Puerto Rico and Canada. **14** Visit my.chevrolet.com/learn for vehicle and smartphone compatibility. **15** Not available with pickup box delete or rear bumper delete. **16** Includes 6-speaker audio system, OnStar and OnStar 4G LTE Wi-Fi hotspot. Not available with single-slot CD/MP3 player. **17** Single-slot CD player is replaced by DVD/Blu-ray player on Crew Cab models with available Rear-Seat Entertainment Package. **18** Requires Regular Cab model and available Chevrolet MyLink Radio with 7-inch diagonal color touch-screen display. **19** Crew Cab or 4-door Double Cab models only. Requires available LT Convenience Package, Texas Edition or All Star Edition. **20** Requires available LTZ Plus Package. **21** Requires Crew Cab model and available LTZ Plus Package, front bucket seats and Bose premium audio system. Replaces single-slot CD/MP3 player. **22** If you decide to continue service after your trial, the subscription plan you choose will automatically renew thereafter and you will be charged according to your chosen payment method at then-current rates. Fees and taxes apply. To cancel you must call SiriusXM at 1-866-635-2349. See SiriusXM Customer Agreement for complete terms at siriusxm.com. All fees and programming subject to change. **23** Requires available Chevrolet MyLink Radio with 7-inch diagonal color touch-screen display. **24** Does not include emergency or security services. Visit onstar.com for coverage map, details and system limitations. **25** Requires data plan, compatible vehicle and compatible device. Some features require factory-installed remote start, power locks, Tire Pressure Monitoring System or active OnStar service. **26** Requires a compatible mobile device, active OnStar service and data plan. 4G LTE service available in select markets. Visit onstar.com for coverage map, details and system limitations. Data plans provided by AT&T.





## COMPLETE CARE

Experience Chevrolet Complete Care, a comprehensive coverage, warranty and protection program that comes standard with every new 2017 Chevrolet Silverado HD lease and purchase. Simply, it is designed around you, to make it easy to keep your Chevrolet like new – and give you the confidence you deserve when you need it most.

### YOUR COMPREHENSIVE OWNER BENEFIT PROGRAM.

Includes two maintenance visits (oil and filter changes, diesel exhaust fluid refills on diesel-equipped models, tire rotations [SRW models only], and multipoint vehicle inspections):

5 years/60,000 miles of Roadside Assistance and Courtesy Transportation<sup>2</sup>

5-year/60,000-mile Powertrain Limited Warranty<sup>2</sup>

5-year/100,000-mile Diesel Limited Warranty<sup>2</sup>

3-year/36,000-mile Bumper-to-Bumper Warranty<sup>2</sup>

6 years/100,000 miles of Rust-Through Protection.<sup>2</sup>

5 years of OnStar Basic Plan<sup>3</sup> including select features of the myChevrolet Mobile App<sup>4</sup> (available on WT models<sup>5</sup>).

3 months of OnStar Guidance Plan<sup>6</sup> (available on WT models<sup>5</sup>).

## DIMENSIONS

	Regular Cab	4-door Double Cab	Crew Cab
Length	224.4"	230"-248.9"	239.5"-258.4"
Wheelbase	133.6"	144.2"-158.1"	153.7"-167.7"
Height	77.23"-77.9"	77.77"-78.1"	77.8"-78.4"
Width	80.1" (95.9" DRW)	80.5" (95.9" DRW)	80.5" (95.9" DRW)

## MAXIMUM CAPACITIES

### FUEL TANK (APPROXIMATE)

36 gallons

### CARGO VOLUME<sup>7</sup>

61 cu. ft. (Standard Box)

76.3 cu. ft. (Long Box with SRW)

76.3 cu. ft. (Long Box with DRW)

## OWNERSHIP EXTRAS



CHEVROLET.COM/WARRANTY



CHEVROLET.COM/ACCESSORIES



ONSTAR.COM



SIRIUSXM.COM

## NEW VEHICLE LIMITED WARRANTY

**5-YEAR/60,000-MILE TRANSFERABLE POWERTRAIN LIMITED WARRANTY** Every 2017 Chevrolet Silverado HD comes with a 5-year/60,000-mile (whichever comes first) transferable Powertrain Limited Warranty. Silverado HD equipped with a 6.6L Duramax Turbo-Diesel engine comes with a 5-year/100,000-mile (whichever comes first) Powertrain Limited Warranty. 24/7 Roadside Assistance and Courtesy Transportation are also offered for the duration of the Powertrain Limited Warranty. Please see your Chevrolet dealer for details.

**3-YEAR/36,000-MILE BUMPER-TO-BUMPER LIMITED WARRANTY** Chevrolet will warrant each 2017 Silverado HD from bumper to bumper for 3 years/36,000 miles (whichever comes first; see dealer for details), with no deductible, from the original in-service date of the vehicle, for warrantable repairs that are required as a result of defects due to materials and/or workmanship. Cosmetic corrosion resulting from defects is also covered under the Bumper-to-Bumper Limited Warranty. In addition, rust-through corrosion will be covered for 6 years/100,000 miles (whichever comes first). See dealer for details.

<sup>1</sup> Maintenance visits must occur within two years or 24,000 miles of vehicle delivery, whichever comes first. Does not include air filters. See participating dealer for other restrictions and complete details. <sup>2</sup> Whichever comes first. See dealer for details. <sup>3</sup> Does not include emergency or security services. Visit [onstar.com](http://onstar.com) for coverage map, details and system limitations. <sup>4</sup> Requires data plan, compatible vehicle and compatible device. Some features require factory-installed remote start, power locks, Tire Pressure Monitoring System or active OnStar service. <sup>5</sup> Requires available Chevrolet MyLink Radio with 7-inch diagonal color touch-screen display. <sup>6</sup> Visit [onstar.com](http://onstar.com) for coverage map, details and system limitations. <sup>7</sup> Cargo and load capacity limited by weight and distribution.



## IMPORTANT INFORMATION

**CHEVROLET OWNER CENTER (MY.CHEVROLET.COM)** Everything you need to know. Anything you need to do. Your Chevrolet Owner Center makes it easy. Create your account today to get the most out of your new vehicle. Get special alerts and offers, schedule service, review your maintenance schedule, and view how-to videos specifically for your vehicle. All online, anytime. Visit the Owner Center today to register or take a tour.

**ENGINES** Chevrolet products are equipped with engines produced by GM Powertrain or other suppliers to GM worldwide. The engines in Chevrolet products may also be used in other GM makes and models.

**ASSEMBLY** Chevrolet vehicles and their components are assembled or produced by different operating units of General Motors, its subsidiaries or suppliers to GM worldwide. We sometimes find it necessary to produce Chevrolet vehicles with different or differently sourced components than originally scheduled. Since some options may be unavailable when your vehicle is assembled, we suggest you verify that your vehicle includes the equipment you ordered and that, if there were changes, they are acceptable to you.

**ONSTAR** OnStar services require vehicle electrical system (including battery), wireless service and GPS satellite signals to be available and operating for features to function properly. OnStar acts as a link to existing emergency service providers. Subscription Service Agreement required. Call 1.888.4ONSTAR (1-888-466-7827) or visit onstar.com for OnStar Terms and Conditions, Privacy Policy, details and system limitations.

**A NOTE ON CHILD SAFETY** Always use safety belts and the correct child restraint for your child's age and size, even with air bags. Even in vehicles equipped with the Passenger Sensing System, children are safer when properly secured in a rear seat in the appropriate infant, child or booster seat. Never place a rear-facing infant restraint in the front seat of any vehicle equipped with an active frontal air bag. See the Owner's Manual and the child safety seat instructions for more safety information.

**IMPORTANT WORDS ABOUT THIS CATALOG** We have tried to make this catalog comprehensive and factual. We reserve the right, however, to make changes at any time, without notice, in prices, colors, materials, equipment, specifications, models and availability. Specifications, dimensions, measurements, ratings and other numbers in this catalog

and other printed materials provided at the dealership or affixed to vehicles are approximations based on design and engineering drawings, prototypes and laboratory tests. Your vehicle may differ due to variations in manufacture and equipment. Since some information may have been updated since the time of printing, please check with your Chevrolet dealer for complete details. Chevrolet reserves the right to lengthen or shorten the model year for any product for any reason or to start and end model years at different times. Certain vehicle features may lose their usefulness over time due to obsolescence from technological changes. Unless otherwise noted, all claims based on GM Large Pickup segment and latest available competitive information. Excludes other GM vehicles.

**FLEET ORDERS** Some standard content may be deleted on fleet orders. See dealer for details.

**CHEVROLET OWNERSHIP EXPERIENCE** Chevrolet is committed to enhancing the vehicle shopping and ownership experience through a wide array of programs. Visit chevrolet.com to build and price, find a vehicle, request a quote, compare vehicles, find financial tools or track your vehicle order. You'll also find information about 24-hour Roadside Assistance, Courtesy Transportation, Customer Assistance, GM Mobility, safety and current incentives.

**CHEVROLET.COM/SAFETY** Chevrolet is committed to keeping you and your family safe — from the start of your journey to your destination. That's why every Chevrolet is designed with a comprehensive list of safety and security features to help give you peace of mind.

**GMMOBILITY.COM (1-800-323-9935)** GM Mobility<sup>SM</sup> offers financial assistance for eligible adaptive equipment to make automotive travel easier for persons with disabilities or special transportation needs. To learn more about special GM Mobility offers, visit gmmobility.com.

**THE BUYPOWER CARD** The Chevrolet BuyPower Card — Every purchase you make with the BuyPower Card from Capital One\* helps you earn toward an eligible new Chevrolet, Buick, GMC or Cadillac vehicle. There's no limit on the amount you can earn or redeem, and your Earnings don't expire. Visit chevroletbuypowercard.com/catalogs.

\* Capital One, N.A. is the issuer of the BuyPower Card. General Motors ("GM") is responsible for the operation and administration of the Earnings program.



TWITTER.COM/CHEVROLET



YOUTUBE.COM/CHEVROLET



FACEBOOK.COM/CHEVROLET

GM, the GM logo, Chevrolet, the Chevrolet logo, and the slogans, emblems, vehicle model names, vehicle body designs and other marks appearing in this catalog are the trademarks and/or service marks of General Motors, its subsidiaries, affiliates or licensors. ©2016 OnStar. All rights reserved. Sirius, XM, SiriusXM and all related marks and logos are trademarks of Sirius XM Radio Inc. The Bluetooth word mark is a registered trademark owned by Bluetooth SIG, Inc., and any use of such mark by Chevrolet is under license. Bose is a registered trademark of the Bose Corp. Google is a trademark of Google Inc. Goodyear and Wrangler DuraTrac are registered trademarks of The Goodyear Tire & Rubber Company. Allison is a registered trademark of Allison Transmission, Inc. Blu-ray is a registered trademark of the Blu-ray Disc Association.

©2016 General Motors. All rights reserved. October 2016





**FIND** **NEW** **ROADS**<sup>™</sup>

[CHEVROLET.COM](http://CHEVROLET.COM)